

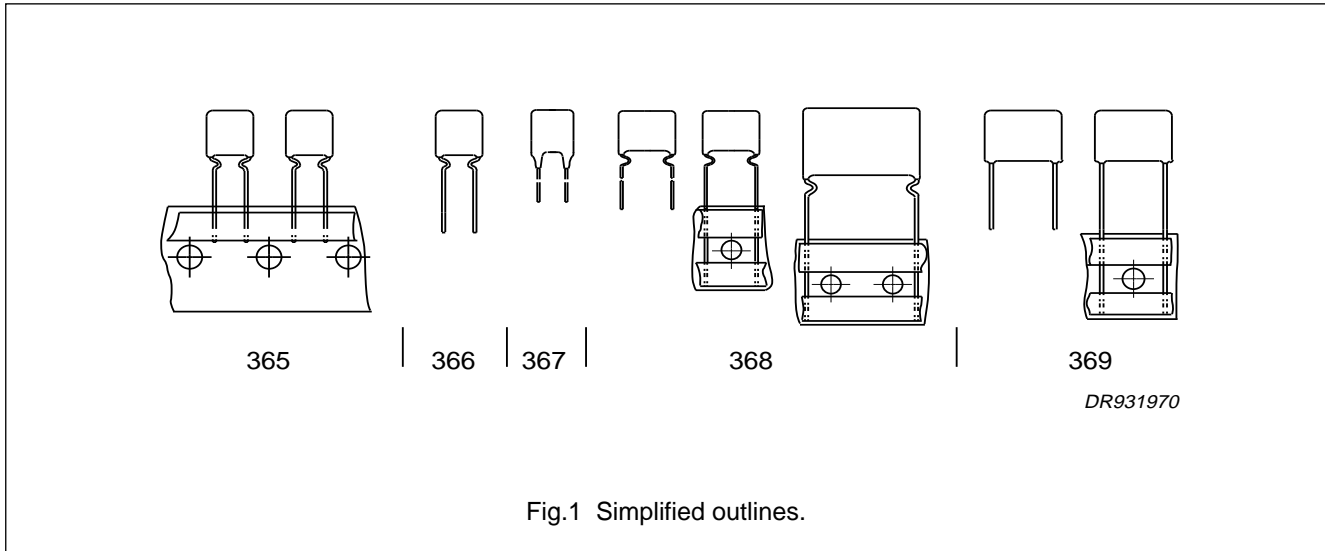


Metallized polyester film capacitors

MKT 365/366/367/368/369

MKT RADIAL EPOXY LACQUERED CAPACITORS

PITCH 5/7.5/10/15/22.5/27.5 mm



FEATURES

- Low-inductive wound cell of metallized (PETP) film
- Cell protected by epoxy lacquer
- Radial leads of solder-coated wire
- Resistant to solvents and rinsing liquids.

APPLICATIONS

- Blocking and coupling
- Bypass and energy reservoir.

QUICK REFERENCE DATA

DESCRIPTION	VALUE
Capacitance range (E12 series)	0.001 to 6.8 μ F
Capacitance tolerance	$\pm 20\%$; $\pm 10\%$; $\pm 5\%$
Rated voltage (DC)	63 V; 100 V; 250 V; 400 V; 630 V
Climatic category	55/100/56
Rated temperature	85 °C
Maximum application temperature	100 °C
Tangent of loss angle at 10 kHz	100×10^{-4}
Reference specification	IEC 384-2
Performance grade	grade 1 (long life)

Metallized polyester film capacitors

MKT 365

MKT 365 GENERAL DATA

PITCH 5 mm

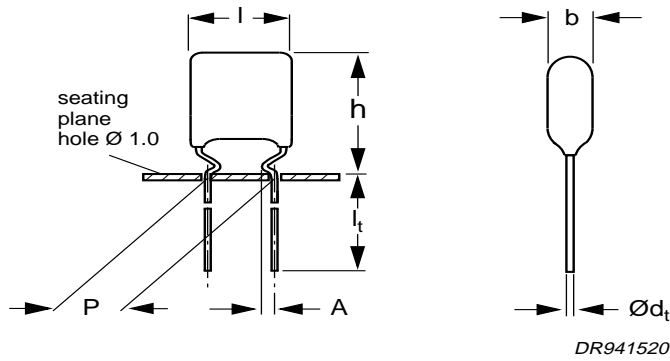


Fig.2 Outline.

Specific reference data for the 63 V DC capacitors

DESCRIPTION	VALUE		
	at 1 kHz	at 10 kHz	at 100 kHz
Tangent of loss angle:			
$C \leq 0.1 \mu\text{F}$	$\leq 75 \times 10^{-4}$	$\leq 130 \times 10^{-4}$	$\leq 225 \times 10^{-4}$
$0.1 \mu\text{F} < C \leq 0.47 \mu\text{F}$	$\leq 75 \times 10^{-4}$	$\leq 130 \times 10^{-4}$	$\leq 300 \times 10^{-4}$
$0.47 \mu\text{F} < C \leq 1.0 \mu\text{F}$	$\leq 75 \times 10^{-4}$	$\leq 130 \times 10^{-4}$	–
Rated voltage pulse slope $(dU/dt)_R$ at U_{Rdc}	110 V/ μs		
R between leads, for $C \leq 0.33 \mu\text{F}$	>15000 M Ω		
RC between leads, for $C > 0.33 \mu\text{F}$	>5000 s		

Available 63 V DC versions

PACKAGING	DIMENSIONS	C-tol	FIRST 9 DIGITS OF CATALOGUE NUMBER	ORDERING
Ammopack	H = 16.0 mm; note 1	$\pm 10\%$	2222 365 75...	preferred
		$\pm 5\%$	2222 365 76...	preferred
		$\pm 20\%$	2222 365 74...	on request
Taped on reel		$\pm 20\%$	2222 365 70...	on request
		$\pm 10\%$	2222 365 71...	on request
		$\pm 5\%$	2222 365 72...	on request

Note

1. H = in-tape height; for detailed specifications refer to this handbook, Chapter "Packaging".

Metallized polyester film capacitors

MKT 365

 $U_{Rdc} = 63 \text{ V}$; $U_{Rac} = 40 \text{ V}$

taped

C (μF)	DIMENSIONS $b_{\max} \times h_{\max} \times l_{\max}$ (mm)	MASS (g)	CATALOGUE NUMBER 2222 365 AND PACKAGING			
			AMMOPACK; H = 16.0 mm			REEL
			last 5 digits of catalogue number ⁽¹⁾		SPQ	SPQ
			C-tol = $\pm 10\%$	C-tol = $\pm 5\%$		
Pitch = $5.08 \pm 0.30 \text{ mm}$; $d_t = 0.50 \pm 0.05 \text{ mm}$; A = $1.7 \pm 0.3 \text{ mm}$						
0.047 0.056	$3.5 \times 12.5 \times 7.3$	0.3	75473 75563	76473 76563	1500	1500
0.068 0.082 0.1 0.12	$3.7 \times 12.5 \times 7.3$	0.3	75683 75823 75104 75124	76683 76823 76104 76124	1500	1500
0.15	$3.7 \times 13.0 \times 7.3$	0.3	75154	76154	1500	1500
0.18	$3.7 \times 13.5 \times 7.3$	0.4	75184	76184	1000	1000
0.22	$4.2 \times 13.5 \times 7.3$	0.4	75224	76224	1000	1000
0.27	$4.5 \times 14.0 \times 7.3$	0.4	75274	76274	1000	1000
0.33 0.39	$4.5 \times 14.5 \times 7.3$	0.4	75334 75394	76334 76394	1000	1000
0.47	$4.5 \times 15.5 \times 7.3$	0.4	75474	76474	1000	1000
0.56	$5.0 \times 14.0 \times 7.3$	0.4	75564	76564	1000	1000
0.68	$5.5 \times 14.5 \times 7.3$	0.4	75684	76684	1000	1000
0.82	$5.5 \times 15.0 \times 7.3$	0.5	75824	76824	1000	1000
1.0	$5.5 \times 15.5 \times 7.3$	0.5	75105	76105	1000	1000

Note

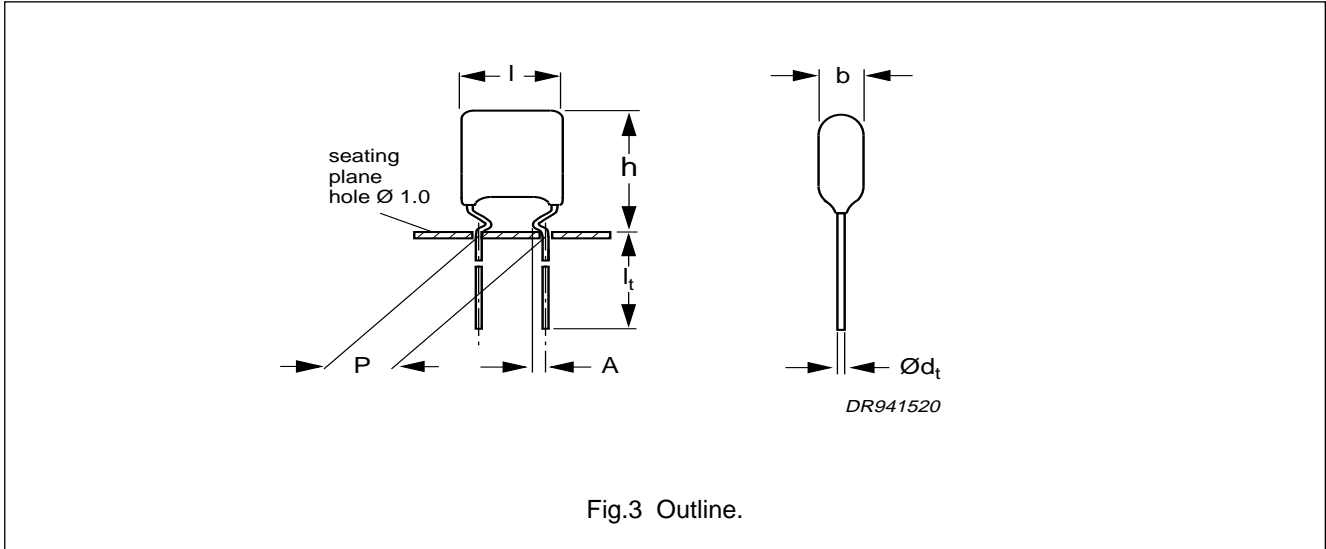
1. The shading indicates preferred types.

Metallized polyester film capacitors

MKT 365

MKT 365 GENERAL DATA

PITCH 5 mm



Specific reference data for the 100 V DC capacitors

DESCRIPTION	VALUE		
	at 1 kHz	at 10 kHz	at 100 kHz
Tangent of loss angle: $C \leq 0.1 \mu\text{F}$	$\leq 75 \times 10^{-4}$	$\leq 130 \times 10^{-4}$	$\leq 225 \times 10^{-4}$
Rated voltage pulse slope $(dU/dt)_R$ at U_{Rdc}	110 V/ μs		
R between leads, for $C \leq 0.33 \mu\text{F}$	$> 15000 \text{ M}\Omega$		

Available 100 V DC versions

PACKAGING	DIMENSIONS	C-tol	FIRST 9 DIGITS OF CATALOGUE NUMBER	ORDERING
Ammopack	H = 16.0 mm; note 1	$\pm 10\%$	2222 365 85...	preferred
		$\pm 5\%$	2222 365 86...	preferred
		$\pm 20\%$	2222 365 84...	on request
Taped on reel		$\pm 20\%$	2222 365 80...	on request
		$\pm 10\%$	2222 365 81...	on request
		$\pm 5\%$	2222 365 82...	on request

Note

1. H = in-tape height; for detailed specifications refer to this handbook, Chapter "Packaging".

Metallized polyester film capacitors

MKT 365

 $U_{Rdc} = 100 \text{ V}$; $U_{Rac} = 63 \text{ V}$

taped

C (μF)	DIMENSIONS $b_{\text{max}} \times h_{\text{max}} \times l_{\text{max}}$ (mm)	MASS (g)	CATALOGUE NUMBER 2222 365 AND PACKAGING			
			AMMOPACK; H = 16.0 mm		REEL	
			last 5 digits of catalogue number ⁽¹⁾		SPQ	SPQ
			C-tol = $\pm 10\%$	C-tol = $\pm 5\%$		
Pitch = $5.08 \pm 0.30 \text{ mm}$; $d_t = 0.50 \pm 0.05 \text{ mm}$; $A = 1.7 \pm 0.3 \text{ mm}$						
0.01	$3.5 \times 12.5 \times 7.3$	0.3	85103	86103	1500	1500
0.012			85123	86123		
0.015			85153	86153		
0.018			85183	86183		
0.022			85223	86223		
0.027			85273	86273		
0.033			85333	86333		
0.039			85393	86393		
0.047			85473	86473		
0.056			85563	86563		
0.068	$3.7 \times 12.5 \times 7.3$	0.3	85683	86683	1500	1500
0.082	$3.7 \times 13.0 \times 7.3$	0.3	85823	86823	1000	1000
0.1	$3.7 \times 13.5 \times 7.3$	0.4	85104	86104	1000	1000

Note

1. The shading indicates preferred types.

Metallized polyester film capacitors

MKT 365

MKT 365 GENERAL DATA

PITCH 5 mm (bent back leads)

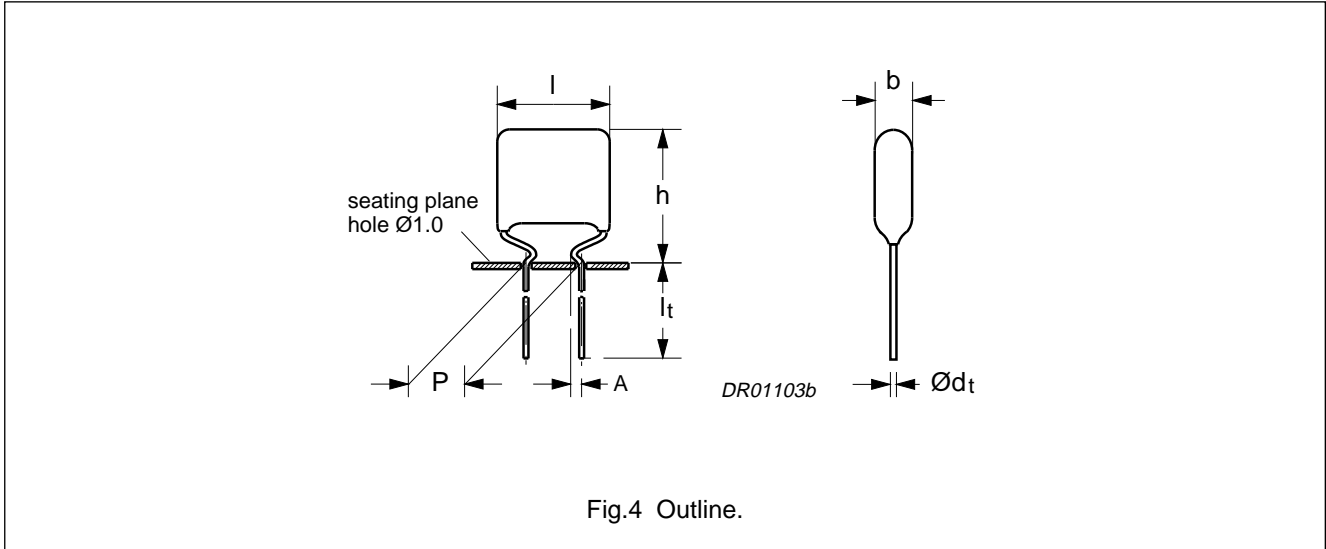


Fig.4 Outline.

Specific reference data for the 63 V DC capacitors

DESCRIPTION	VALUE		
	at 1 kHz	at 10 kHz	at 100 kHz
Tangent of loss angle: $0.1 \mu\text{F} < C \leq 0.47 \mu\text{F}$ $0.47 \mu\text{F} < C \leq 1.0 \mu\text{F}$	$\leq 75 \times 10^{-4}$ $\leq 75 \times 10^{-4}$	$\leq 130 \times 10^{-4}$ $\leq 130 \times 10^{-4}$	$\leq 300 \times 10^{-4}$ -
Rated voltage pulse slope $(dU/dt)_R$ at U_{Rdc}	18 V/ μs		
R between leads, for $C \leq 0.33 \mu\text{F}$	$> 15000 \text{ M}\Omega$		
RC between leads, for $C > 0.33 \mu\text{F}$	$> 5000 \text{ s}$		

Available 63 V DC versions

PACKAGING	DIMENSIONS	C-tol	FIRST 9 DIGITS OF CATALOGUE NUMBER	ORDERING
Ammopack	H = 16.0 mm; note 1	$\pm 10\%$	2222 365 15...	preferred
		$\pm 5\%$	2222 365 16...	preferred
Taped on reel		$\pm 10\%$	2222 365 11...	on request
		$\pm 5\%$	2222 365 12...	on request

Note

1. H = in-tape height; for detailed specifications refer to this handbook, Chapter "Packaging".

Metallized polyester film capacitors

MKT 365

 $U_{Rdc} = 63 \text{ V}$; $U_{Rac} = 40 \text{ V}$

taped

C (μF)	DIMENSIONS $b_{\text{max}} \times h_{\text{max}} \times l_{\text{max}}$ (mm)	MASS (g)	CATALOGUE NUMBER 2222 365 AND PACKAGING			
			AMMOPACK; H = 16.0 mm		REEL	
			last 5 digits of catalogue number ⁽¹⁾		SPQ	SPQ
			C-tol = $\pm 10\%$	C-tol = $\pm 5\%$		
Pitch = $5.08 \pm 0.30 \text{ mm}$; $d_t = 0.60 \pm 0.06 \text{ mm}$; A = $1.7 \pm 0.3 \text{ mm}$						
0.12	4.0 × 13.5 × 10.0	0.4	15124	16124	1500	1500
0.15			15154	16154		
0.18			15184	16184		
0.22			15224	16224		
0.27	4.5 × 14.0 × 10.0	0.5	15274	16274	1000	1000
0.33	5.0 × 14.5 × 10.0	0.6	15334	16334	1000	1000
0.39			15394	16394		
0.47	5.5 × 15.0 × 10.0	0.7	15474	16474	1000	1000
0.56			15564	16564		
0.68			15684	16684		
0.82			15824	16824		
1.0			15105	16105		

Note

1. The shading indicates preferred types.

Metallized polyester film capacitors

MKT 365

MKT 365 GENERAL DATA

PITCH 5 mm (bent back leads)

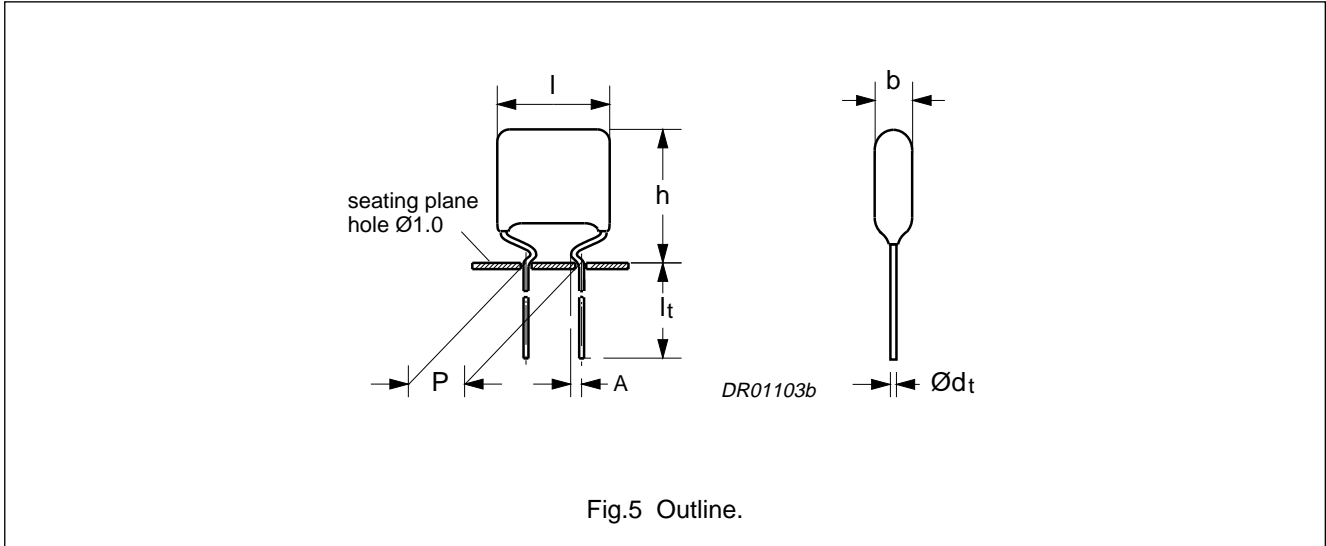


Fig.5 Outline.

Specific reference data for the 100 V DC capacitors

DESCRIPTION	VALUE		
	at 1 kHz	at 10 kHz	at 100 kHz
Tangent of loss angle: C ≤ 0.1 μF 0.1 μF < C ≤ 0.47 μF	≤75 × 10 ⁻⁴ ≤75 × 10 ⁻⁴	≤130 × 10 ⁻⁴ ≤130 × 10 ⁻⁴	≤225 × 10 ⁻⁴ ≤300 × 10 ⁻⁴
Rated voltage pulse slope (dU/dt) _R at U _{Rdc}	36 V/μs		
R between leads, for C ≤ 0.33 μF	>15000 MΩ		
RC between leads, for C > 0.33 μF	>5000 s		

Available 100 V DC versions

PACKAGING	DIMENSIONS	C-tol	FIRST 9 DIGITS OF CATALOGUE NUMBER	ORDERING
Ammopack	H = 16.0 mm; note 1	±10%	2222 365 25...	preferred
		±5%	2222 365 26...	preferred
Taped on reel		±10%	2222 365 21...	on request
		±5%	2222 365 22...	on request

Note

1. H = in-tape height; for detailed specifications refer to this handbook, Chapter "Packaging".

Metallized polyester film capacitors

MKT 365

 $U_{Rdc} = 100 \text{ V}$; $U_{Rac} = 63 \text{ V}$

taped

C (μF)	DIMENSIONS $b_{\max} \times h_{\max} \times l_{\max}$ (mm)	MASS (g)	CATALOGUE NUMBER 2222 365 AND PACKAGING			
			AMMOPACK; H = 16.0 mm		REEL	
			last 5 digits of catalogue number ⁽¹⁾		SPQ	SPQ
			C-tol = $\pm 10\%$	C-tol = $\pm 5\%$		
Pitch = $5.08 \pm 0.30 \text{ mm}$; $d_t = 0.60 \pm 0.06 \text{ mm}$; A = $1.7 \pm 0.3 \text{ mm}$						
0.039	4.0 × 13.5 × 10.0	0.4	25393	26393	1500	1500
0.047			25473	26473		
0.056			25563	26563		
0.068			25683	26683		
0.082			25823	26823		
0.1			25104	26104		
0.12	4.5 × 14.0 × 10.5	0.5	25124	26124	1000	1000
0.15	5.0 × 14.5 × 10.5	0.6	25154	26154	1000	1000
0.18			25184	26184		
0.22	5.5 × 15.0 × 10.5	0.7	25224	26224	1000	1000
0.27	6.0 × 15.5 × 10.5	0.7	25274	26274	1000	1000
0.33			25334	26334		
0.39			25394	26394		
0.47			25474	26474		

Note

1. The shading indicates preferred types.

Metallized polyester film capacitors

MKT 365

MKT 365 GENERAL DATA

PITCH 5 mm (bent back leads)

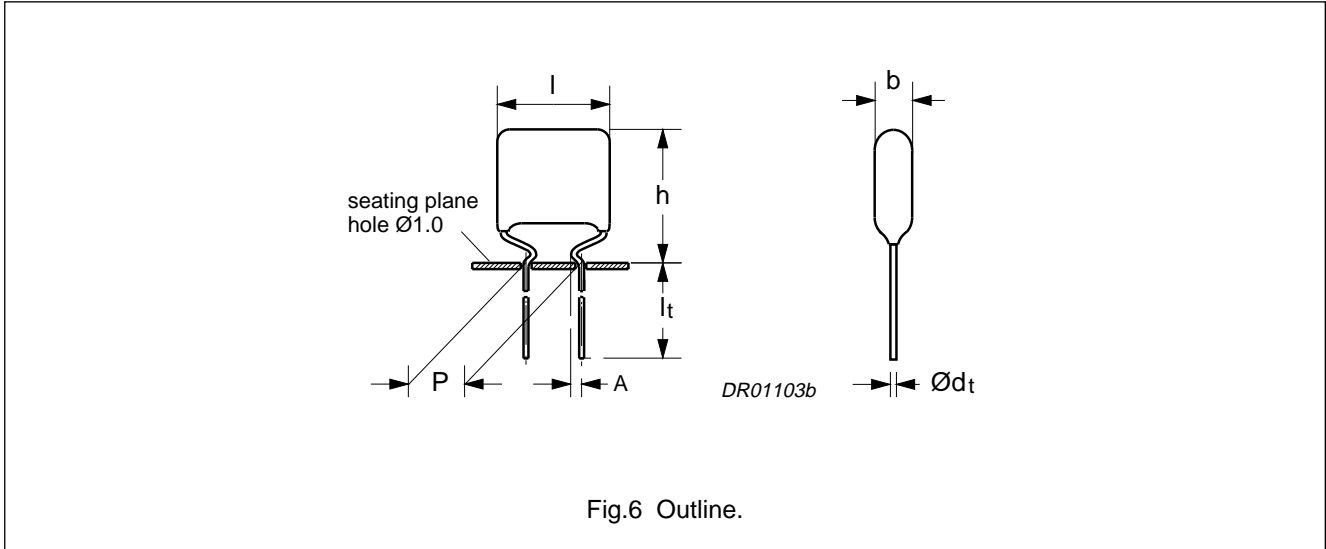


Fig.6 Outline.

Specific reference data for the 250 V DC capacitors

DESCRIPTION	VALUE		
	at 1 kHz	at 10 kHz	at 100 kHz
Tangent of loss angle: $C \leq 0.1 \mu\text{F}$	$\leq 75 \times 10^{-4}$	$\leq 130 \times 10^{-4}$	$\leq 225 \times 10^{-4}$
Rated voltage pulse slope $(dU/dt)_R$ at U_{Rdc}	70 V/ μs		
R between leads, for $C \leq 0.33 \mu\text{F}$	$> 30000 \text{ M}\Omega$		

Available 250 V DC versions

PACKAGING	DIMENSIONS	C-tol	FIRST 9 DIGITS OF CATALOGUE NUMBER	ORDERING
Ammopack	H = 16.0 mm; note 1	$\pm 10\%$	2222 365 45...	preferred
		$\pm 5\%$	2222 365 46...	preferred
Taped on reel		$\pm 10\%$	2222 365 41...	on request
		$\pm 5\%$	2222 365 42...	on request

Note

1. H = in-tape height; for detailed specifications refer to this handbook, Chapter "Packaging".

Metallized polyester film capacitors

MKT 365

 $U_{Rdc} = 250 \text{ V}$; $U_{Rac} = 160 \text{ V}$

taped

C (μF)	DIMENSIONS $b_{\text{max}} \times h_{\text{max}} \times l_{\text{max}}$ (mm)	MASS (g)	CATALOGUE NUMBER 2222 365 AND PACKAGING			
			AMMOPACK; H = 16.0 mm		REEL	
			last 5 digits of catalogue number ⁽¹⁾		SPQ	SPQ
			C-tol = $\pm 10\%$	C-tol = $\pm 5\%$		
Pitch = $5.08 \pm 0.30 \text{ mm}$; $d_t = 0.60 \pm 0.06 \text{ mm}$; A = $1.7 \pm 0.3 \text{ mm}$						
0.018	4.0 × 13.5 × 10.0	0.4	45183	46183	1500	1500
0.022			45223	46223		
0.027			45273	46273		
0.033			45333	46333		
0.039			45393	46393		
0.047			45473	46473		

Note

1. The shading indicates preferred types.

Metallized polyester film capacitors

MKT 365

MKT 365 GENERAL DATA

PITCH 5 mm (bent back leads)

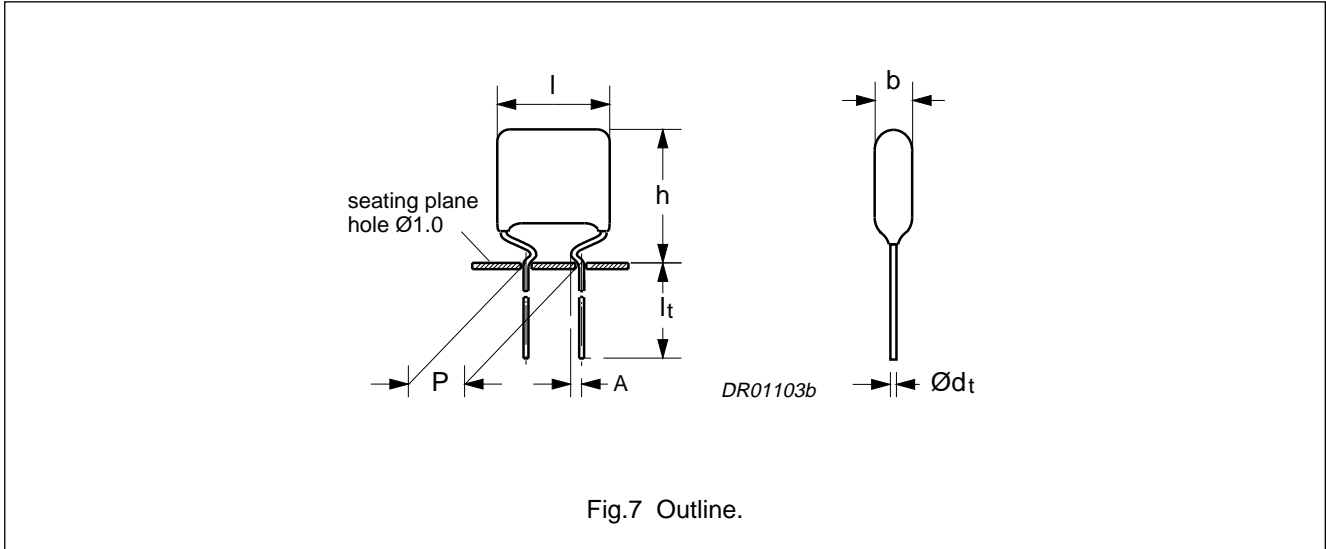


Fig.7 Outline.

Specific reference data for the 400 V DC capacitors

DESCRIPTION	VALUE		
	at 1 kHz	at 10 kHz	at 100 kHz
Tangent of loss angle: $C \leq 0.1 \mu\text{F}$	$\leq 75 \times 10^{-4}$	$\leq 130 \times 10^{-4}$	$\leq 225 \times 10^{-4}$
Rated voltage pulse slope $(dU/dt)_R$ at U_{Rdc}	110 V/ μs		
R between leads, for $C \leq 0.33 \mu\text{F}$	$> 30000 \text{ M}\Omega$		

Available 400 V DC versions

PACKAGING	DIMENSIONS	C-tol	FIRST 9 DIGITS OF CATALOGUE NUMBER	ORDERING
Ammopack	H = 16.0 mm; note 1	$\pm 10\%$	2222 365 55...	preferred
		$\pm 5\%$	2222 365 56...	preferred
Taped on reel		$\pm 10\%$	2222 365 51...	on request
		$\pm 5\%$	2222 365 52...	on request

Note

1. H = in-tape height; for detailed specifications refer to this handbook, Chapter "Packaging".

Metallized polyester film capacitors

MKT 365

 $U_{Rdc} = 400 \text{ V}$; $U_{Rac} = 220 \text{ V}$

taped

C (μF)	DIMENSIONS $b_{\text{max}} \times h_{\text{max}} \times l_{\text{max}}$ (mm)	MASS (g)	CATALOGUE NUMBER 2222 365 AND PACKAGING			
			AMMOPACK; H = 16.0 mm		REEL	
			last 5 digits of catalogue number ⁽¹⁾		SPQ	SPQ
			C-tol = $\pm 10\%$	C-tol = $\pm 5\%$		
Pitch = $5.08 \pm 0.30 \text{ mm}$; $d_t = 0.60 \pm 0.06 \text{ mm}$; A = $1.7 \pm 0.3 \text{ mm}$						
0.0033	4.0 × 13.5 × 10.0	0.4	55332	56332	1500	1500
0.0039			55392	56392		
0.0047			55472	56472		
0.0056			55562	56562		
0.0068			55682	56682		
0.0082			55822	56822		
0.01			55103	56103		
0.012			55123	56123		
0.015			55153	56153		

Note

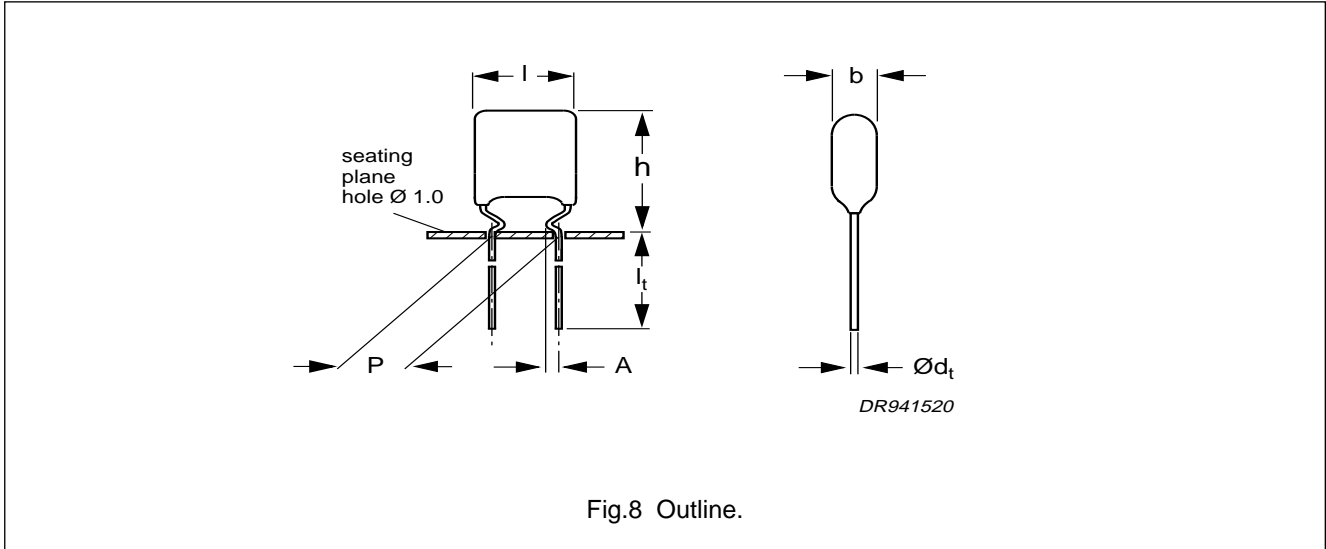
1. The shading indicates preferred types.

Metallized polyester film capacitors

MKT 366

MKT 366 GENERAL DATA

PITCH 5 mm



Specific reference data for the 63 V DC capacitors

DESCRIPTION	VALUE		
	at 1 kHz	at 10 kHz	at 100 kHz
Tangent of loss angle:			
$C \leq 0.1 \mu\text{F}$	$\leq 75 \times 10^{-4}$	$\leq 130 \times 10^{-4}$	$\leq 225 \times 10^{-4}$
$0.1 \mu\text{F} < C \leq 0.47 \mu\text{F}$	$\leq 75 \times 10^{-4}$	$\leq 130 \times 10^{-4}$	$\leq 300 \times 10^{-4}$
$0.47 \mu\text{F} < C \leq 1.0 \mu\text{F}$	$\leq 75 \times 10^{-4}$	$\leq 130 \times 10^{-4}$	–
Rated voltage pulse slope $(dU/dt)_R$ at U_{Rdc}	110 V/ μs		
R between leads, for $C \leq 0.33 \mu\text{F}$	>15000 M Ω		
RC between leads, for $C > 0.33 \mu\text{F}$	>5000 s		

Available 63 V DC versions

PACKAGING	DIMENSIONS	C-tol	FIRST 9 DIGITS OF CATALOGUE NUMBER	ORDERING
Loose in box	$l_t = 4.0 +1.0/-0.5 \text{ mm}$	$\pm 20\%$	2222 366 74...	on request
		$\pm 10\%$	2222 366 75...	on request
		$\pm 5\%$	2222 366 76...	on request
	$l_t = 17.0 \pm 4.0 \text{ mm}$	$\pm 20\%$	2222 366 70...	on request
		$\pm 10\%$	2222 366 71...	on request
		$\pm 5\%$	2222 366 72...	on request

Metallized polyester film capacitors

MKT 366

 $U_{Rdc} = 63 \text{ V}$; $U_{Rac} = 40 \text{ V}$

loose

C (μF)	DIMENSIONS $b_{\text{max}} \times h_{\text{max}} \times l_{\text{max}}$ (mm)	MASS (g)	CATALOGUE NUMBER 2222 366 AND PACKAGING		
			LOOSE IN BOX		
			$l_t = 4.0 +1.0/-0.5 \text{ mm}$		$l_t = 17.0 \pm 4.0 \text{ mm}$
			last 5 digits of catalogue number	SPQ	SPQ
			C-tol = $\pm 10\%$		
Pitch = $5.08 \pm 0.30 \text{ mm}$; $d_t = 0.50 \pm 0.05 \text{ mm}$; $A = 1.7 \pm 0.3 \text{ mm}$					
0.047 0.056	$3.5 \times 12.5 \times 7.3$	0.3	75473 75563	1000	1000
0.068 0.082 0.1 0.12	$3.7 \times 12.5 \times 7.3$	0.3	75683 75823 75104 75124	1000	1000
0.15	$3.7 \times 13.0 \times 7.3$	0.3	75154	1000	1000
0.18	$3.7 \times 13.5 \times 7.3$	0.4	75184	1000	1000
0.22	$4.2 \times 13.5 \times 7.3$	0.4	75224	1000	1000
0.27	$4.5 \times 14.0 \times 7.3$	0.4	75274	1000	1000
0.33 0.39	$4.5 \times 14.5 \times 7.3$	0.4	75334 75394	1000	1000
0.47	$4.5 \times 15.5 \times 7.3$	0.4	75474	1000	1000
0.56	$5.0 \times 14.0 \times 7.3$	0.4	75564	1000	1000
0.68	$5.0 \times 14.5 \times 7.3$	0.4	75684	1000	1000
0.82	$5.5 \times 15.0 \times 7.3$	0.5	75824	1000	1000
1	$5.5 \times 15.5 \times 7.3$	0.5	75105	1000	1000

Metallized polyester film capacitors

MKT 366

MKT 366 GENERAL DATA

PITCH 5 mm

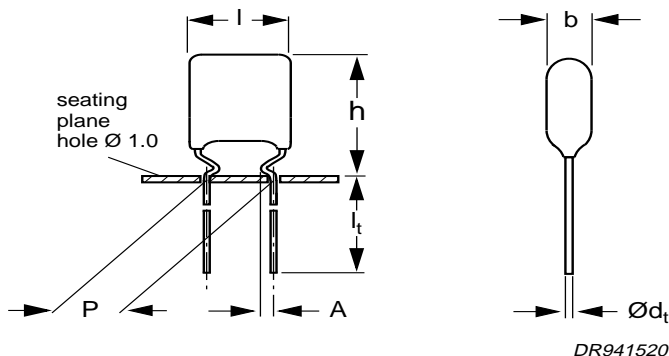


Fig.9 Outline.

Specific reference data for the 100 V DC capacitors

DESCRIPTION	VALUE		
	at 1 kHz	at 10 kHz	at 100 kHz
Tangent of loss angle: C ≤ 0.1 μF	≤75 × 10 ⁻⁴	≤130 × 10 ⁻⁴	≤225 × 10 ⁻⁴
Rated voltage pulse slope (dU/dt) _R at U _{Rdc}	110 V/μs		
R between leads, for C ≤ 0.33 μF	>15000 MΩ		

Available 100 V DC versions

PACKAGING	DIMENSIONS	C-tol	FIRST 9 DIGITS OF CATALOGUE NUMBER	ORDERING
Loose in box	l _t = 4.0 +1.0/-0.5 mm	±20%	2222 366 84...	on request
		±10%	2222 366 85...	on request
		±5%	2222 366 86...	on request
	l _t = 17.0 ±4.0 mm	±20%	2222 366 80...	on request
		±10%	2222 366 81...	on request
		±5%	2222 366 82...	on request

Metallized polyester film capacitors

MKT 366

 $U_{Rdc} = 100 \text{ V}$; $U_{Rac} = 63 \text{ V}$

loose

C (μF)	DIMENSIONS $b_{\max} \times h_{\max} \times l_{\max}$ (mm)	MASS (g)	CATALOGUE NUMBER 2222 366 AND PACKAGING		
			LOOSE IN BOX		
			$l_t = 4.0 +1.0/-0.5 \text{ mm}$		$l_t = 17.0 \pm 4.0 \text{ mm}$
			last 5 digits of catalogue number	SPQ	SPQ
			C-tol = $\pm 10\%$		
Pitch = $5.08 \pm 0.30 \text{ mm}$; $d_t = 0.50 \pm 0.05 \text{ mm}$; $A = 1.7 \pm 0.3 \text{ mm}$					
0.01	$3.5 \times 12.5 \times 7.3$	0.3	85103	1000	1000
0.012			85123		
0.015			85153		
0.018			85183		
0.022			85223		
0.027			85273		
0.033			85333		
0.039			85393		
0.047			85473		
0.056			85563		
0.068	$3.7 \times 12.5 \times 7.3$	0.3	85683	1000	1000
0.082	$3.7 \times 13.0 \times 7.3$	0.3	85823	1000	1000
0.1	$3.7 \times 13.5 \times 7.3$	0.4	85104	1000	1000

Metallized polyester film capacitors

MKT 366

MKT 366 GENERAL DATA

PITCH 7.5 mm

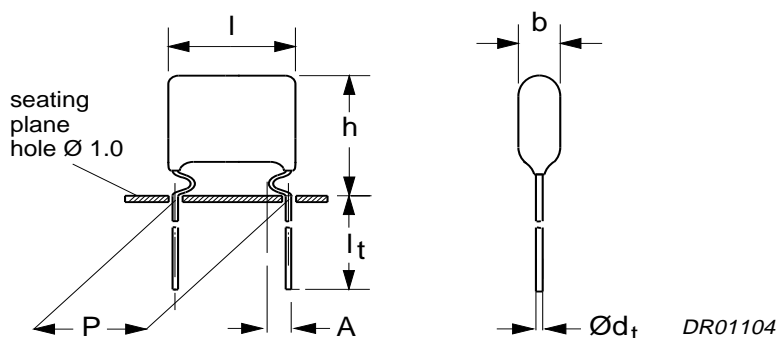


Fig.10 Outline.

Specific reference data for the 63 V DC capacitors

DESCRIPTION	VALUE		
	at 1 kHz	at 10 kHz	at 100 kHz
Tangent of loss angle:			
C ≤ 0.1 µF	≤75 × 10 ⁻⁴	≤130 × 10 ⁻⁴	≤225 × 10 ⁻⁴
0.1 µF < C ≤ 0.47 µF	≤75 × 10 ⁻⁴	≤130 × 10 ⁻⁴	≤300 × 10 ⁻⁴
0.47 µF < C ≤ 1.0 µF	≤75 × 10 ⁻⁴	≤130 × 10 ⁻⁴	–
Rated voltage pulse slope (dU/dt) _R at U _{Rdc}	18 V/µs		
R between leads, for C ≤ 0.33 µF	>15000 MΩ		
RC between leads, for C > 0.33 µF	>5000 s		

Available 63 V DC versions

PACKAGING	DIMENSIONS	C-tol	FIRST 9 DIGITS OF CATALOGUE NUMBER	ORDERING
Loose in box	l _t = 4.0 +1.0/-0.5 mm	±10%	2222 366 15...	on request
		±5%	2222 366 16...	on request
	l _t = 3.0 ±0.4 mm	±10%	2222 366 18...	on request
		±5%	2222 366 19...	on request
	l _t = 17.0 ±4.0 mm	±10%	2222 366 11...	on request
		±5%	2222 366 12...	on request

Metallized polyester film capacitors

MKT 366

 $U_{Rdc} = 63 \text{ V}$; $U_{Rac} = 40 \text{ V}$

loose

C (μF)	DIMENSIONS $b_{\max} \times h_{\max} \times l_{\max}$ (mm)	MASS (g)	CATALOGUE NUMBER 2222 366 AND PACKAGING		
			LOOSE IN BOX		
			short leads		long leads
			$l_t = 4.0 +1.0/-0.5 \text{ mm}$	SPQ	$l_t = 17.0 \pm 4.0 \text{ mm}$
			last 5 digits of catalogue number		SPQ
C-tol = $\pm 10\%$					
Pitch = $7.62 \pm 0.30 \text{ mm}$; $d_t = 0.60 \pm 0.06 \text{ mm}$; $A = 2.0 \pm 0.5 \text{ mm}$					
0.12	$4.0 \times 12.0 \times 10.0$	0.4	15124	1000	1000
0.15			15154		
0.18			15184		
0.22			15224		
0.27	$4.5 \times 13.0 \times 10.5$	0.5	15274	1000	1000
0.33	$5.0 \times 13.5 \times 10.5$	0.6	15334	1000	1000
0.39		0.4	15394		
0.47	$5.5 \times 14.0 \times 10.5$	0.7	15474	1000	1000
0.56	$5.5 \times 14.5 \times 10.5$	0.8	15564	1000	1000
0.68			15684		
0.82			15824		
1			15105		

Metallized polyester film capacitors

MKT 366

MKT 366 GENERAL DATA

PITCH 7.5 mm

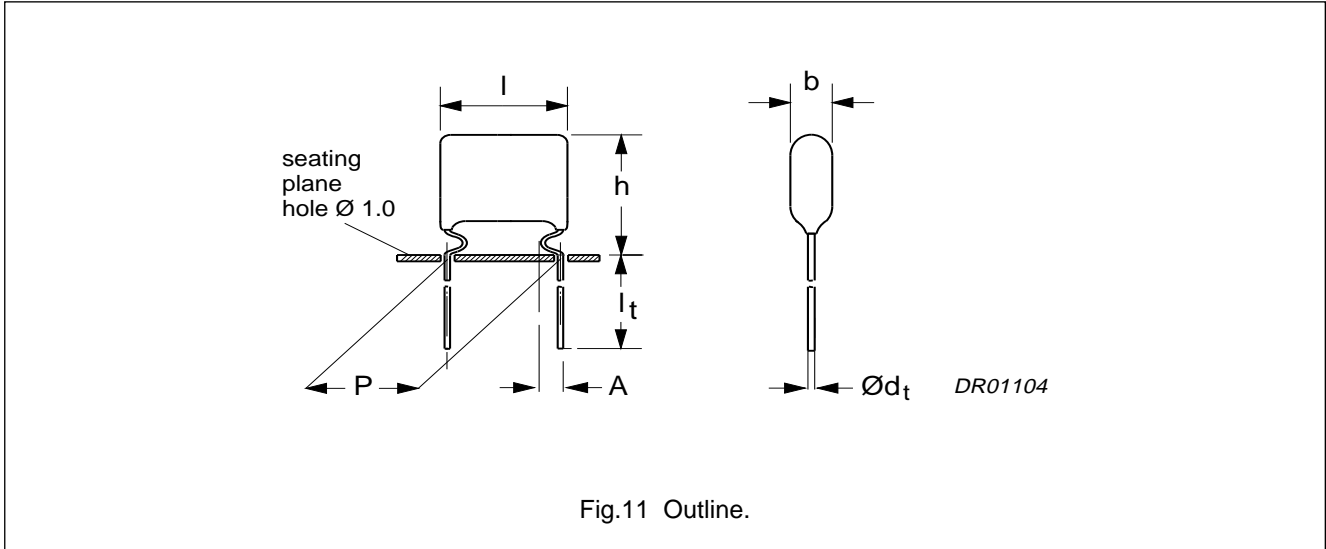


Fig.11 Outline.

Specific reference data for the 100 V DC capacitors

DESCRIPTION	VALUE		
	at 1 kHz	at 10 kHz	at 100 kHz
Tangent of loss angle: C ≤ 0.1 μF 0.1 μF < C ≤ 0.47 μF	≤75 × 10 ⁻⁴ ≤75 × 10 ⁻⁴	≤130 × 10 ⁻⁴ ≤130 × 10 ⁻⁴	≤225 × 10 ⁻⁴ ≤300 × 10 ⁻⁴
Rated voltage pulse slope (dU/dt) _R at U _{Rdc}	36 V/μs		
R between leads, for C ≤ 0.33 μF	>15000 MΩ		
RC between leads, for C > 0.33 μF	>5000 s		

Available 100 V DC versions

PACKAGING	DIMENSIONS	C-tol	FIRST 9 DIGITS OF CATALOGUE NUMBER	ORDERING
Loose in box	<i>l_t</i> = 4.0 +1.0/-0.5 mm	±10%	2222 366 25...	on request
		±5%	2222 366 26...	on request
	<i>l_t</i> = 3.0 ±0.4 mm	±10%	2222 366 28...	on request
		±5%	2222 366 29...	on request
	<i>l_t</i> = 17.0 ±4.0 mm	±10%	2222 366 21...	on request
		±5%	2222 366 22...	on request

Metallized polyester film capacitors

MKT 366

 $U_{Rdc} = 100 \text{ V}$; $U_{Rac} = 63 \text{ V}$

loose

C (μF)	DIMENSIONS $b_{\text{max}} \times h_{\text{max}} \times l_{\text{max}}$ (mm)	MASS (g)	CATALOGUE NUMBER 2222 366 AND PACKAGING		
			LOOSE IN BOX		
			short leads		long leads
			$l_t = 4.0 +1.0/-0.5 \text{ mm}$	SPQ	$l_t = 17.0 \pm 4.0 \text{ mm}$
			last 5 digits of catalogue number		SPQ
C-tol = $\pm 10\%$					
Pitch = $7.62 \pm 0.30 \text{ mm}$; $d_t = 0.60 \pm 0.06 \text{ mm}$; $A = 2.0 \pm 0.5 \text{ mm}$					
0.039	4.0 × 12.0 × 10.0	0.4	25393	1 000	1 000
0.047			25473		
0.056			25563		
0.068			25683		
0.082			25823		
0.1	4.0 × 13.0 × 10.0	0.4	25104	1000	1000
0.12	4.5 × 13.0 × 10.5	0.5	25124	1000	1000
0.15	5.0 × 13.0 × 10.5	0.5	25154	1000	1000
0.18	5.0 × 13.5 × 10.5	0.6	25184	1000	1000
0.22	5.5 × 13.5 × 10.5	0.7	25224	1000	1000
0.27	6.0 × 14.5 × 10.5	0.7	25274	1000	1000
0.33	6.0 × 15.0 × 10.5	0.7	25334	1000	1000
0.39			25394		
0.47			25474		

Metallized polyester film capacitors

MKT 366

MKT 366 GENERAL DATA

PITCH 7.5 mm

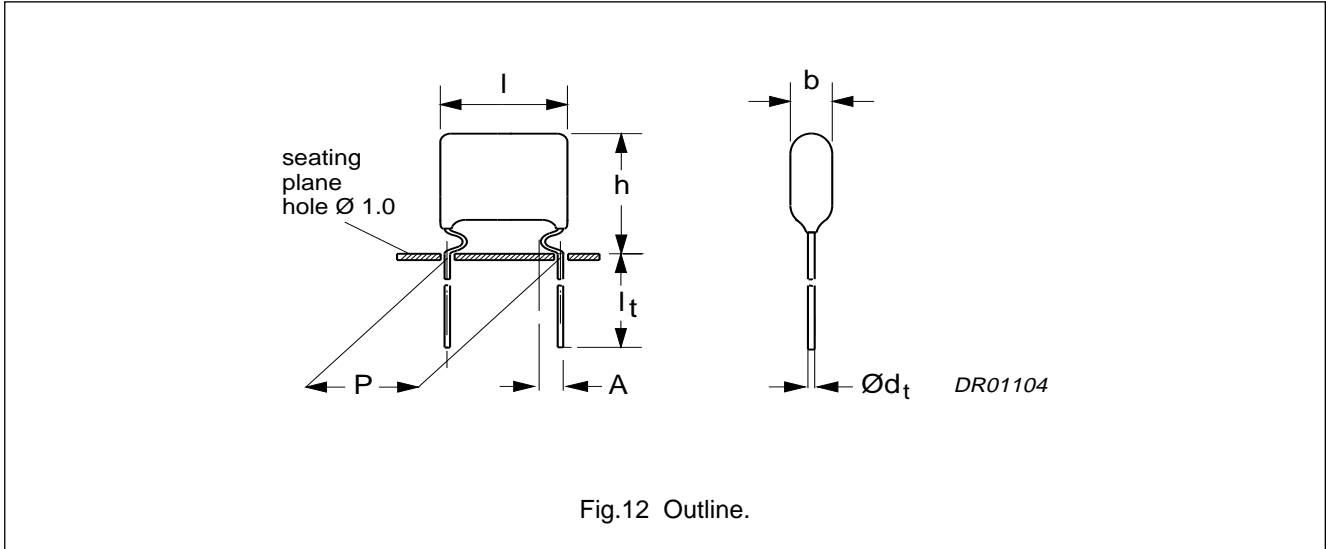


Fig.12 Outline.

Specific reference data for the 250 V DC capacitors

DESCRIPTION	VALUE		
	at 1 kHz	at 10 kHz	at 100 kHz
Tangent of loss angle: $C \leq 0.1 \mu\text{F}$	$\leq 75 \times 10^{-4}$	$\leq 130 \times 10^{-4}$	$\leq 225 \times 10^{-4}$
Rated voltage pulse slope $(dU/dt)_R$ at U_{Rdc}	70 V/ μs		
R between leads, for $C \leq 0.33 \mu\text{F}$	$> 30000 \text{ M}\Omega$		

Available 250 V DC versions

PACKAGING	DIMENSIONS	C-tol	FIRST 9 DIGITS OF CATALOGUE NUMBER	ORDERING
Loose in box	$l_t = 4.0 +1.0/-0.5 \text{ mm}$	$\pm 10\%$	2222 366 45...	on request
		$\pm 5\%$	2222 366 46...	on request
	$l_t = 3.0 \pm 0.4 \text{ mm}$	$\pm 10\%$	2222 366 48...	on request
		$\pm 5\%$	2222 366 49...	on request
	$l_t = 17.0 \pm 4.0 \text{ mm}$	$\pm 10\%$	2222 366 41...	on request
		$\pm 5\%$	2222 366 42...	on request

Metallized polyester film capacitors

MKT 366

 $U_{Rdc} = 250 \text{ V}$; $U_{Rac} = 160 \text{ V}$

loose

C (μF)	DIMENSIONS $b_{\max} \times h_{\max} \times l_{\max}$ (mm)	MASS (g)	CATALOGUE NUMBER 2222 366 AND PACKAGING		
			LOOSE IN BOX		
			short leads		long leads
			$l_t = 4.0 +1.0/-0.5 \text{ mm}$	SPQ	$l_t = 17.0 \pm 4.0 \text{ mm}$
			last 5 digits of catalogue number		SPQ
C-tol = $\pm 10\%$					
Pitch = $7.62 \pm 0.30 \text{ mm}$; $d_t = 0.60 \pm 0.06 \text{ mm}$; $A = 2.0 \pm 0.5 \text{ mm}$					
0.018	4.0 × 13.0 × 10.0	0.4	45183	1000	1000
0.022			45223		
0.027			45273		
0.033			45333		
0.039			45393		
0.047			45473		

Metallized polyester film capacitors

MKT 366

MKT 366 GENERAL DATA

PITCH 7.5 mm

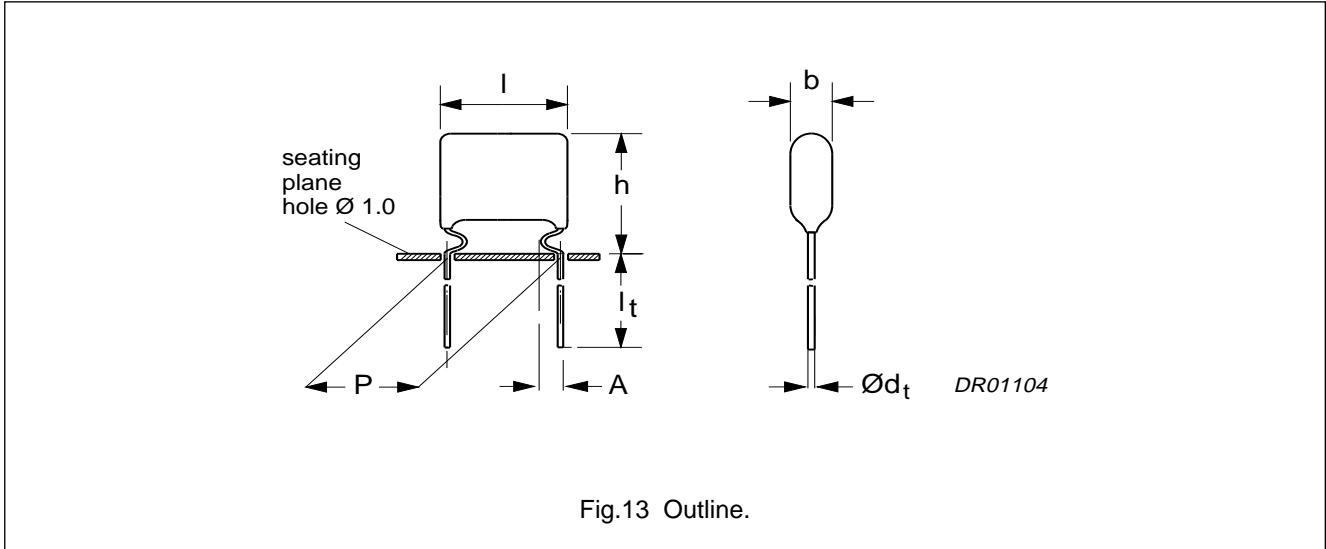


Fig.13 Outline.

Specific reference data for the 400 V DC capacitors

DESCRIPTION	VALUE		
	at 1 kHz	at 10 kHz	at 100 kHz
Tangent of loss angle: $C \leq 0.1 \mu\text{F}$	$\leq 75 \times 10^{-4}$	$\leq 130 \times 10^{-4}$	$\leq 225 \times 10^{-4}$
Rated voltage pulse slope $(dU/dt)_R$ at U_{Rdc}	110 V/ μs		
R between leads, for $C \leq 0.33 \mu\text{F}$	$> 30000 \text{ M}\Omega$		

Available 400 V DC versions

PACKAGING	DIMENSIONS	C-tol	FIRST 9 DIGITS OF CATALOGUE NUMBER	ORDERING
Loose in box	$l_t = 4.0 +1.0/-0.5 \text{ mm}$	$\pm 10\%$	2222 366 55...	on request
		$\pm 5\%$	2222 366 56...	on request
	$l_t = 3.0 \pm 0.4 \text{ mm}$	$\pm 10\%$	2222 366 58...	on request
		$\pm 5\%$	2222 366 59...	on request
	$l_t = 17.0 \pm 4.0 \text{ mm}$	$\pm 10\%$	2222 366 51...	on request
		$\pm 5\%$	2222 366 52...	on request

Metallized polyester film capacitors

MKT 366

 $U_{Rdc} = 400 \text{ V}$; $U_{Rac} = 220 \text{ V}$

loose

C (μF)	DIMENSIONS $b_{\max} \times h_{\max} \times l_{\max}$ (mm)	MASS (g)	CATALOGUE NUMBER 2222 366 AND PACKAGING		
			LOOSE IN BOX		
			short leads		long leads
			$l_t = 4.0 +1.0/-0.5 \text{ mm}$	SPQ	$l_t = 17.0 \pm 4.0 \text{ mm}$
			last 5 digits of catalogue number		SPQ
C-tol = $\pm 10\%$					
Pitch = $7.62 \pm 0.30 \text{ mm}$; $d_t = 0.60 \pm 0.06 \text{ mm}$; $A = 2.0 \pm 0.5 \text{ mm}$					
0.0033 0.0039 0.0047	$4.0 \times 12.0 \times 10.0$	0.4	55332 55392 55472	1000	1000
0.0056 0.0068 0.0082 0.01 0.012 0.015	$4.0 \times 13.0 \times 10.0$	0.4	55562 55682 55822 55103 55123 55153	1000	1000

Metallized polyester film capacitors

MKT 367

MKT 367 GENERAL DATA

PITCH 5 mm

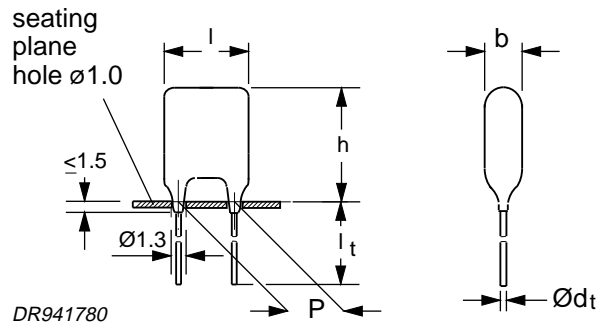


Fig.14 Outline.

Specific reference data for the 63 V DC capacitors

DESCRIPTION	VALUE		
	at 1 kHz	at 10 kHz	at 100 kHz
Tangent of loss angle:			
C ≤ 0.1 µF	≤75 × 10 ⁻⁴	≤130 × 10 ⁻⁴	≤225 × 10 ⁻⁴
0.1 µF < C ≤ 0.47 µF	≤75 × 10 ⁻⁴	≤130 × 10 ⁻⁴	≤300 × 10 ⁻⁴
0.47 µF < C ≤ 1.0 µF	≤75 × 10 ⁻⁴	≤130 × 10 ⁻⁴	–
Rated voltage pulse slope (dU/dt) _R at U _{Rdc}	110 V/µs		
R between leads, for C ≤ 0.33 µF	>15000 MΩ		
RC between leads, for C > 0.33 µF	>5000 s		

Available 63 V DC versions

PACKAGING	DIMENSIONS	C-tol	FIRST 9 DIGITS OF CATALOGUE NUMBER	ORDERING
Loose in box	l _t = 4.0 +1.0/-0.5 mm	±20%	2222 367 74...	on request
		±10%	2222 367 75...	on request
		±5%	2222 367 76...	on request
	l _t = 22.0 ±4.0 mm	±20%	2222 367 70...	on request
		±10%	2222 367 71...	on request
		±5%	2222 367 72...	on request

Metallized polyester film capacitors

MKT 367

 $U_{Rdc} = 63 \text{ V}$; $U_{Rac} = 40 \text{ V}$

loose

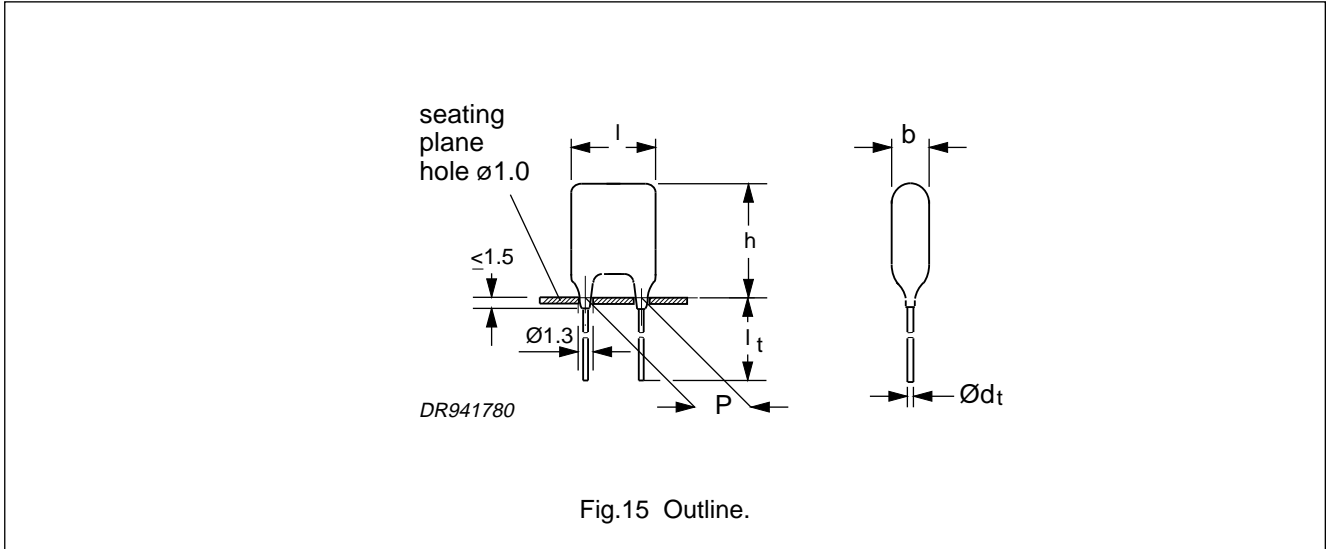
C (μF)	DIMENSIONS $b_{\max} \times h_{\max} \times l_{\max}$ (mm)	MASS (g)	CATALOGUE NUMBER 2222 367 AND PACKAGING		
			LOOSE IN BOX		
			$l_t = 4.0 +1.0/-0.5 \text{ mm}$		$l_t = 22.0 \pm 4.0 \text{ mm}$
			last 5 digits of catalogue number	SPQ	SPQ
			C-tol = $\pm 10\%$		
Pitch = $5.08 \pm 0.30 \text{ mm}$; $d_t = 0.50 \pm 0.05 \text{ mm}$					
0.047 0.056	$3.5 \times 7.5 \times 7.3$	0.3	75473 75563	1000	1000
0.068 0.082 0.1 0.12	$3.7 \times 7.5 \times 7.3$	0.3	75683 75823 75104 75124	1000	1000
0.15	$3.7 \times 8.0 \times 7.3$	0.3	75154	1000	1000
0.18	$3.7 \times 8.5 \times 7.3$	0.3	75184	1000	1000
0.22	$4.2 \times 8.5 \times 7.3$	0.3	75224	1000	1000
0.27	$4.5 \times 9.0 \times 7.3$	0.4	75274	1000	1000
0.33	$4.5 \times 9.5 \times 7.3$	0.4	75334	1000	1000
0.39	$4.5 \times 10.5 \times 7.3$	0.4	75394	1000	1000
0.47	$4.5 \times 11.5 \times 7.3$	0.4	75474	1000	1000
0.56	$5.0 \times 10.0 \times 7.3$	0.4	75564	1000	1000
0.68	$5.0 \times 10.5 \times 7.3$	0.4	75684	1000	1000
0.82	$5.5 \times 11.0 \times 7.3$	0.5	75824	1000	1000
1	$5.5 \times 11.5 \times 7.3$	0.5	75105	1000	1000

Metallized polyester film capacitors

MKT 367

MKT 367 GENERAL DATA

PITCH 5 mm



Specific reference data for the 100 V DC capacitors

DESCRIPTION	VALUE		
	at 1 kHz	at 10 kHz	at 100 kHz
Tangent of loss angle: $C \leq 0.1 \mu\text{F}$	$\leq 75 \times 10^{-4}$	$\leq 130 \times 10^{-4}$	$\leq 225 \times 10^{-4}$
Rated voltage pulse slope $(dU/dt)_R$ at U_{Rdc}	110 V/ μs		
R between leads, for $C \leq 0.33 \mu\text{F}$	$> 15000 \text{ M}\Omega$		

Available 100 V DC versions

PACKAGING	DIMENSIONS	C-tol	FIRST 9 DIGITS OF CATALOGUE NUMBER	ORDERING
Loose in box	$l_t = 4.0 +1.0/-0.5 \text{ mm}$	$\pm 20\%$	2222 367 84...	on request
		$\pm 10\%$	2222 367 85...	on request
		$\pm 5\%$	2222 367 86...	on request
	$l_t = 22.0 \pm 4.0 \text{ mm}$	$\pm 20\%$	2222 367 80...	on request
		$\pm 10\%$	2222 367 81...	on request
		$\pm 5\%$	2222 367 82...	on request

Metallized polyester film capacitors

MKT 367

 $U_{Rdc} = 100 \text{ V}$; $U_{Rac} = 63 \text{ V}$

loose

C (μF)	DIMENSIONS $b_{\max} \times h_{\max} \times l_{\max}$ (mm)	MASS (g)	CATALOGUE NUMBER 2222 367 AND PACKAGING		
			LOOSE IN BOX		
			$l_t = 4.0 +1.0/-0.5 \text{ mm}$		$l_t = 22.0 \pm 4.0 \text{ mm}$
			last 5 digits of catalogue number	SPQ	SPQ
			C-tol = $\pm 10\%$		
Pitch = $5.08 \pm 0.30 \text{ mm}$; $d_t = 0.50 \pm 0.05 \text{ mm}$					
0.01	$3.5 \times 7.5 \times 7.3$	0.3	85103	1 000	1 000
0.012			85123		
0.015			85153		
0.018			85183		
0.022			85223		
0.027			85273		
0.033			85333		
0.039			85393		
0.047			85473		
0.056			85563		
0.068	$3.7 \times 7.5 \times 7.3$	0.3	85683	1 000	1 000
0.082	$3.7 \times 8.0 \times 7.3$	0.3	85823	1 000	1 000
0.1	$3.7 \times 8.5 \times 7.3$	0.4	85104	1 000	1 000

Metallized polyester film capacitors

MKT 367

MKT 367 GENERAL DATA

PITCH 7.5 mm

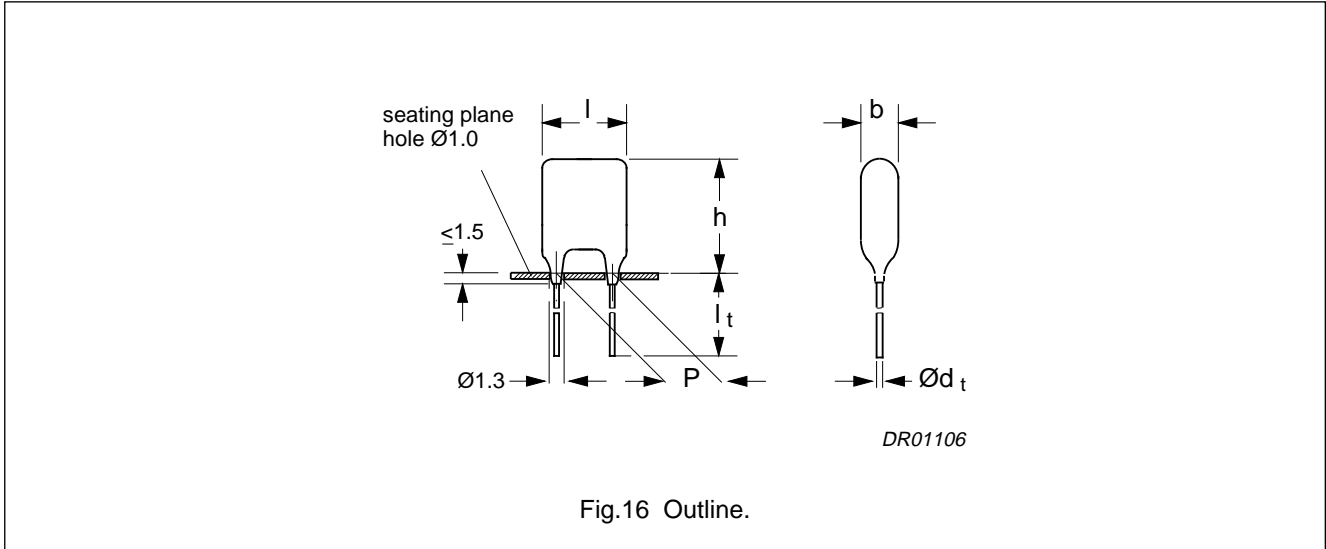


Fig.16 Outline.

Specific reference data for the 63 V DC capacitors

DESCRIPTION	VALUE		
	at 1 kHz	at 10 kHz	at 100 kHz
Tangent of loss angle: 0.1 μF < C \leq 0.47 μF 0.47 μF < C \leq 1.0 μF	$\leq 75 \times 10^{-4}$ $\leq 75 \times 10^{-4}$	$\leq 130 \times 10^{-4}$ $\leq 130 \times 10^{-4}$	$\leq 300 \times 10^{-4}$ -
Rated voltage pulse slope $(dU/dt)_R$ at U_{Rdc}	18 V/ μs		
R between leads, for C \leq 0.33 μF	>15000 M Ω		
RC between leads, for C > 0.33 μF	>5000 s		

Available 63 V DC versions

PACKAGING	DIMENSIONS	C-tol	FIRST 9 DIGITS OF CATALOGUE NUMBER	ORDERING
Loose in box	$l_t = 4.0 +1.0/-0.5$ mm	$\pm 10\%$	2222 367 15...	on request
		$\pm 5\%$	2222 367 16...	on request
	$l_t = 22.0 \pm 4.0$ mm	$\pm 10\%$	2222 367 11...	on request
		$\pm 5\%$	2222 367 12...	on request

Metallized polyester film capacitors

MKT 367

 $U_{Rdc} = 63 \text{ V}$; $U_{Rac} = 40 \text{ V}$

loose

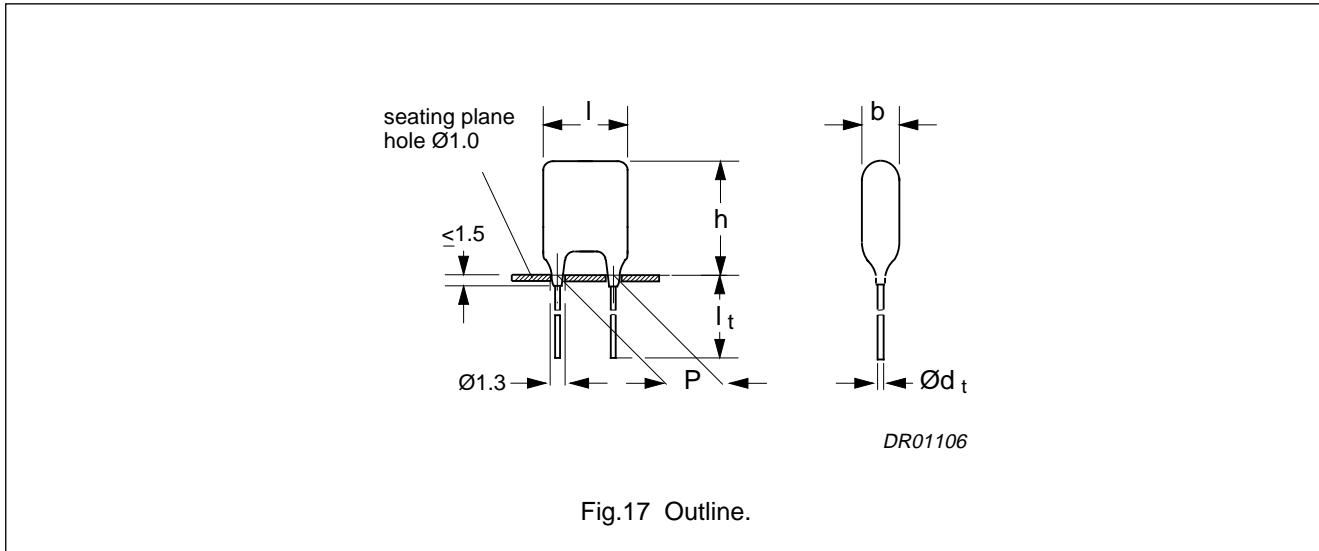
C (μF)	DIMENSIONS $b_{\max} \times h_{\max} \times l_{\max}$ (mm)	MASS (g)	CATALOGUE NUMBER 2222 367 AND PACKAGING		
			LOOSE IN BOX		
			$l_t = 4.0 +1.0/-0.5 \text{ mm}$		$l_t = 22.0 \pm 4.0 \text{ mm}$
			last 5 digits of catalogue number	SPQ	SPQ
			C-tol = $\pm 10\%$		
Pitch = $7.62 \pm 0.30 \text{ mm}$; $d_t = 0.60 \pm 0.06 \text{ mm}$					
0.12	4.0 × 8.0 × 10.0	0.4	15124	1000	1000
0.15			15154		
0.18			15184		
0.22			15224		
0.27	4.5 × 8.5 × 10.5	0.5	15274	1000	1000
0.33	5.0 × 9.0 × 10.5	0.5	15334	1000	1000
0.39		0.6	15394		
0.47	5.5 × 9.5 × 10.5	0.7	15474	1000	1000
0.56	5.5 × 10.0 × 10.5	0.7	15564	1000	1000
0.68			15684		
0.82			15824		
1			15105		

Metallized polyester film capacitors

MKT 367

MKT 367 GENERAL DATA

PITCH 7.5 mm



Specific reference data for the 100 V DC capacitors

DESCRIPTION	VALUE		
	at 1 kHz	at 10 kHz	at 100 kHz
Tangent of loss angle: C ≤ 0.1 μF	≤75 × 10 ⁻⁴	≤130 × 10 ⁻⁴	≤225 × 10 ⁻⁴
Rated voltage pulse slope (dU/dt) _R at U _{Rdc}	36 V/μs		
R between leads, for C ≤ 0.33 μF	>15000 MΩ		

Available 100 V DC versions

PACKAGING	DIMENSIONS	C-tol	FIRST 9 DIGITS OF CATALOGUE NUMBER	ORDERING
Loose in box	l _t = 4.0 +1.0/-0.5 mm	±10%	2222 367 25...	on request
		±5%	2222 367 26...	on request
	l _t = 22.0 ±4.0 mm	±10%	2222 367 21...	on request
		±5%	2222 367 22...	on request

Metallized polyester film capacitors

MKT 367

 $U_{Rdc} = 100 \text{ V}$; $U_{Rac} = 63 \text{ V}$

loose

C (μF)	DIMENSIONS $b_{\max} \times h_{\max} \times l_{\max}$ (mm)	MASS (g)	CATALOGUE NUMBER 2222 367 AND PACKAGING		
			LOOSE IN BOX		
			$l_t = 4.0 +1.0/-0.5 \text{ mm}$		$l_t = 22.0 \pm 4.0 \text{ mm}$
			last 5 digits of catalogue number	SPQ	SPQ
			C-tol = $\pm 10\%$		
Pitch = $7.62 \pm 0.30 \text{ mm}$; $d_t = 0.60 \pm 0.06 \text{ mm}$					
0.039	4.0 × 8.0 × 10.0	0.4	25393	1 000	1 000
0.047			25473		
0.056			25563		
0.068			25683		
0.082			25823		
0.1	4.0 × 8.5 × 10.0	0.4	25104	1000	1000
0.12	4.5 × 9.0 × 10.5	0.5	25124	1000	1000
0.15	5.0 × 9.5 × 10.5	0.5	25154	1000	1000
0.18		0.6	25184		
0.22	5.5 × 10.0 × 10.5	0.7	25224	1000	1000
0.27	6.0 × 10.5 × 10.5	0.7	25274	1000	1000
0.33			25334		
0.39			25394		
0.47			25474		

Metallized polyester film capacitors

MKT 367

MKT 367 GENERAL DATA

PITCH 7.5 mm

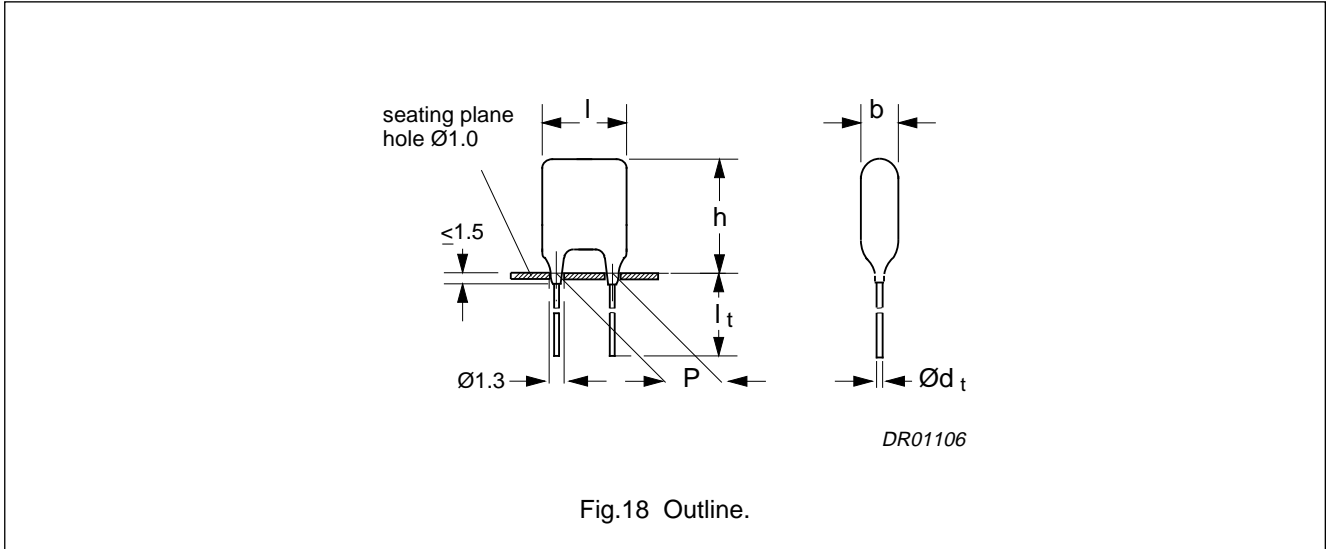


Fig.18 Outline.

Specific reference data for the 250 V DC capacitors

DESCRIPTION	VALUE		
	at 1 kHz	at 10 kHz	at 100 kHz
Tangent of loss angle: $C \leq 0.1 \mu\text{F}$	$\leq 75 \times 10^{-4}$	$\leq 130 \times 10^{-4}$	$\leq 225 \times 10^{-4}$
Rated voltage pulse slope $(dU/dt)_R$ at U_{Rdc}	70 V/ μs		
R between leads, for $C \leq 0.33 \mu\text{F}$	$>30000 \text{ M}\Omega$		

Available 250 V DC versions

PACKAGING	DIMENSIONS	C-tol	FIRST 9 DIGITS OF CATALOGUE NUMBER	ORDERING
Loose in box	$l_t = 4.0 +1.0/-0.5 \text{ mm}$	$\pm 10\%$	2222 367 45...	on request
		$\pm 5\%$	2222 367 46...	on request
	$l_t = 22.0 \pm 4.0 \text{ mm}$	$\pm 10\%$	2222 367 41...	on request
		$\pm 5\%$	2222 367 42...	on request

Metallized polyester film capacitors

MKT 367

 $U_{Rdc} = 250 \text{ V}$; $U_{Rac} = 160 \text{ V}$

loose

C (μF)	DIMENSIONS $b_{\max} \times h_{\max} \times l_{\max}$ (mm)	MASS (g)	CATALOGUE NUMBER 2222 367 AND PACKAGING		
			LOOSE IN BOX		
			$l_t = 4.0 +1.0/-0.5 \text{ mm}$		$l_t = 22.0 \pm 4.0 \text{ mm}$
			last 5 digits of catalogue number	SPQ	SPQ
			C-tol = $\pm 10\%$		
Pitch = $7.62 \pm 0.30 \text{ mm}$; $d_t = 0.60 \pm 0.06 \text{ mm}$					
0.018	4.0 × 8.5 × 10.0	0.4	45183	1000	1000
0.022			45223		
0.027			45273		
0.033			45333		
0.039			45393		
0.047			45473		

Metallized polyester film capacitors

MKT 367

MKT 367 GENERAL DATA

PITCH 7.5 mm

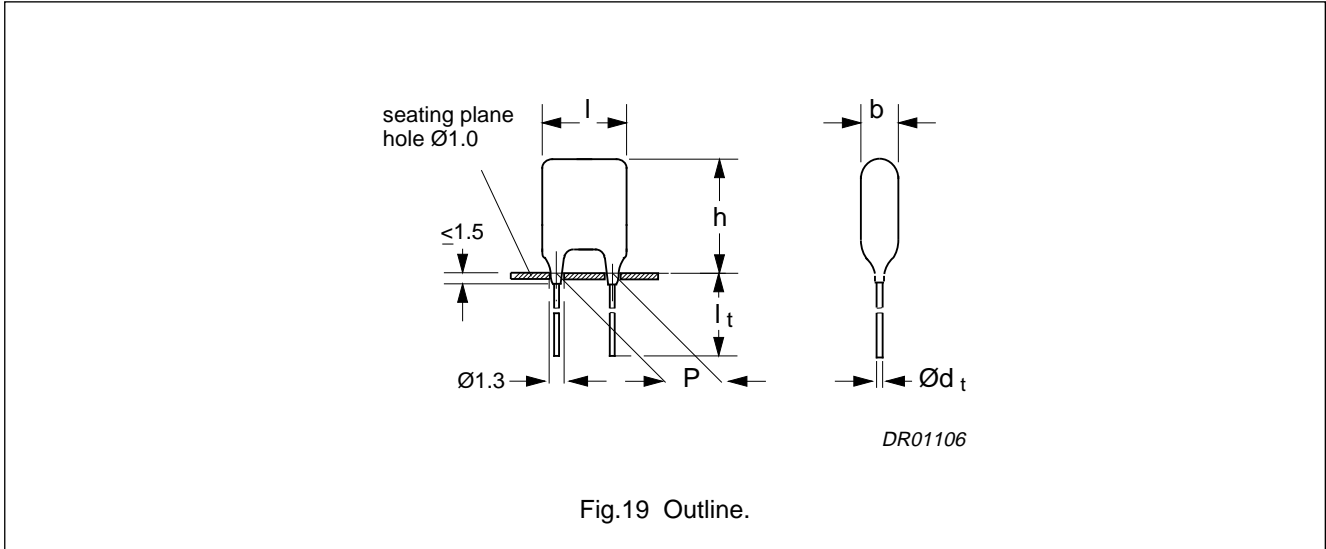


Fig.19 Outline.

Specific reference data for the 400 V DC capacitors

DESCRIPTION	VALUE		
	at 1 kHz	at 10 kHz	at 100 kHz
Tangent of loss angle: $C \leq 0.1 \mu\text{F}$	$\leq 75 \times 10^{-4}$	$\leq 130 \times 10^{-4}$	$\leq 225 \times 10^{-4}$
Rated voltage pulse slope $(dU/dt)_R$ at U_{Rdc}	110 V/ μs		
R between leads, for $C \leq 0.33 \mu\text{F}$	$> 30000 \text{ M}\Omega$		

Available 400 V DC versions

PACKAGING	DIMENSIONS	C-tol	FIRST 9 DIGITS OF CATALOGUE NUMBER	ORDERING
Loose in box	$l_t = 4.0 +1.0/-0.5 \text{ mm}$	$\pm 10\%$	2222 367 55...	on request
		$\pm 5\%$	2222 367 56...	on request
	$l_t = 22.0 \pm 4.0 \text{ mm}$	$\pm 10\%$	2222 367 51...	on request
		$\pm 5\%$	2222 367 52...	on request

Metallized polyester film capacitors

MKT 367

 $U_{Rdc} = 400 \text{ V}; U_{Rac} = 220 \text{ V}$

loose

C (μF)	DIMENSIONS $b_{\max} \times h_{\max} \times l_{\max}$ (mm)	MASS (g)	CATALOGUE NUMBER 2222 367 AND PACKAGING		
			LOOSE IN BOX		
			$l_t = 4.0 +1.0/-0.5 \text{ mm}$		$l_t = 22.0 \pm 4.0 \text{ mm}$
			last 5 digits of catalogue number	SPQ	SPQ
			C-tol = $\pm 10\%$		
Pitch = $7.62 \pm 0.30 \text{ mm}; d_t = 0.60 \pm 0.06 \text{ mm}$					
0.0033	$4.0 \times 8.5 \times 10.0$	0.4	55332	1000	1000
0.0039			55392		
0.0047			55472		
0.0056			55562		
0.0068			55682		
0.0082			55822		
0.01			55103		
0.012			55123		
0.015			55153		

Metallized polyester film capacitors

MKT 368

MKT 368 GENERAL DATA

PITCH 10 mm

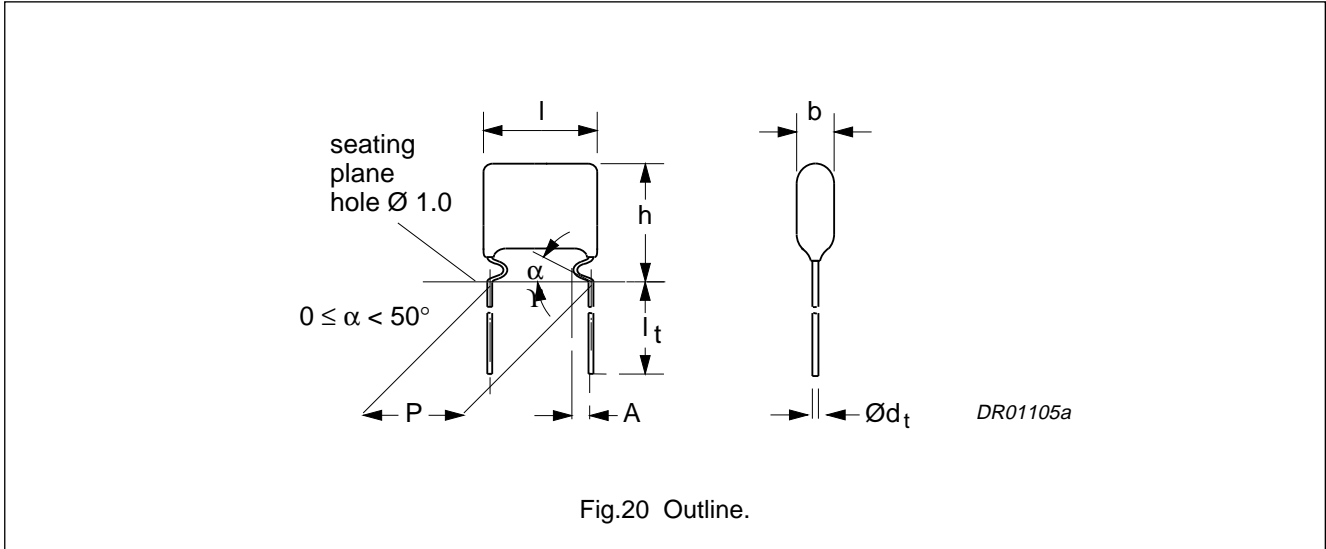


Fig.20 Outline.

Specific reference data for the 63 V DC capacitors

DESCRIPTION	VALUE		
	at 1 kHz	at 10 kHz	at 100 kHz
Tangent of loss angle: 0.1 μF < C ≤ 0.47 μF 0.47 μF < C ≤ 1.0 μF	≤75 × 10 ⁻⁴ ≤75 × 10 ⁻⁴	≤130 × 10 ⁻⁴ ≤130 × 10 ⁻⁴	≤300 × 10 ⁻⁴ -
Rated voltage pulse slope (dU/dt) _R at U _{Rdc}	30 V/μs		
R between leads, for C ≤ 0.33 μF	>15000 MΩ		
R between leads, for C > 0.33 μF	>5000 s		

Available 63 V DC versions

PACKAGING	DIMENSIONS	C-tol	FIRST 9 DIGITS OF CATALOGUE NUMBER	ORDERING
Loose in box	l _t = 4.0 +1.0/-0.5 mm	±10%	2222 368 15...	on request
		±5%	2222 368 16...	on request
	l _t = 3.0 ±0.4 mm	±10%	2222 368 13...	on request
		±5%	2222 368 17...	on request
	l _t = 19.0 ±4.0 mm	±10%	2222 368 11...	on request
		±5%	2222 368 12...	on request
Taped on reel	H = 16.0 mm; note 1	±10%	2222 368 18...	on request
		±5%	2222 368 19...	on request

Note

1. H = in-tape height; for detailed specifications refer to this handbook, Chapter "Packaging".

Metallized polyester film capacitors

MKT 368

 $U_{Rdc} = 63 \text{ V}$; $U_{Rac} = 40 \text{ V}$

loose and taped

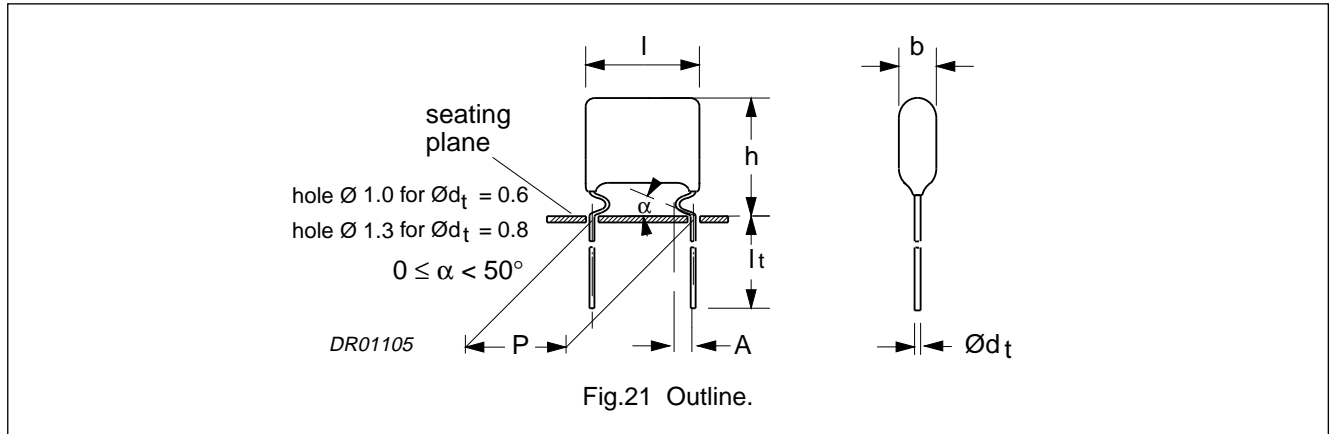
C (μF)	DIMENSIONS $b_{\max} \times h_{\max} \times l_{\max}$ (mm)	MASS (g)	CATALOGUE NUMBER 2222 368 AND PACKAGING					
			LOOSE IN BOX			REEL		
			short leads		long leads			
			$l_t = 4.0 +1.0/-0.5 \text{ mm}$	SPQ	SPQ	SPQ		
			last 5 digits of catalogue number					
C-tol = $\pm 10\%$								
Pitch = $10.16 \pm 0.30 \text{ mm}$; $d_t = 0.60 \pm 0.06 \text{ mm}$; $A = 2.0 +1.0/-0.5 \text{ mm}$								
0.22 0.27 0.33 0.39	4.5 × 12.5 × 12.5	0.4	15224	2000	1000	1300		
0.47 0.56			15274				15334	15394
0.68			15474				15564	15684
0.82			15824				15105	
1	6.5 × 14.5 × 12.5	0.7		2000	1000	900		

Metallized polyester film capacitors

MKT 368

MKT 368 GENERAL DATA

PITCH 10/15/22.5/27.5 mm



Specific reference data for the 100 V DC capacitors

DESCRIPTION	VALUE		
	at 1 kHz	at 10 kHz	at 100 kHz
Tangent of loss angle: $C \leq 0.1 \mu\text{F}$ $0.1 \mu\text{F} < C \leq 0.47 \mu\text{F}$ $0.47 \mu\text{F} < C \leq 1.0 \mu\text{F}$ $C > 1.0 \mu\text{F}$	$\leq 75 \times 10^{-4}$	$\leq 130 \times 10^{-4}$	$\leq 250 \times 10^{-4}$
Rated voltage pulse slope $(dU/dt)_R$ at U_{Rdc} : $P = 10 \text{ mm}$ $P = 15 \text{ mm}$ $P = 22.5 \text{ mm}$ $P = 27.5 \text{ mm}$		28 V/ μs 20 V/ μs 8 V/ μs 7 V/ μs	
R between leads, for $C \leq 0.33 \mu\text{F}$		>15000 M Ω	
RC between leads, for $C > 0.33 \mu\text{F}$		>5000 s	

Available 100 V DC versions

PACKAGING	DIMENSIONS	C-tol	FIRST 9 DIGITS OF CATALOGUE NUMBER	ORDERING
Loose in box	$l_t = 4.0 +1.0/-0.5 \text{ mm}$	$\pm 10\%$	2222 368 25...	on request
		$\pm 5\%$	2222 368 26...	on request
	$l_t = 3.0 \pm 0.4 \text{ mm}$	$\pm 10\%$	2222 368 23...	on request
		$\pm 5\%$	2222 368 27...	on request
	long leads; note 1	$\pm 10\%$	2222 368 21...	on request
		$\pm 5\%$	2222 368 22...	on request
Taped on reel	$H = 16.0 \text{ mm}$; note 2	$\pm 10\%$	2222 368 28...	on request
		$\pm 5\%$	2222 368 29...	on request

Notes

- Length of long leads:
 - $l_t = 19.0 \pm 4.0 \text{ mm}$ for lead pitches 10.16 mm and 15.24 mm.
 - $l_t = 25.0 \pm 4.0 \text{ mm}$ for lead pitch 22.86 mm.
 - $l_t = 24.0 \pm 4.0 \text{ mm}$ for lead pitch 27.94 mm.
- H = in-tape height; for detailed specifications refer to this handbook, Chapter "Packaging".

Metallized polyester film capacitors

MKT 368

 $U_{Rdc} = 100 \text{ V}$; $U_{Rac} = 63 \text{ V}$

loose and taped

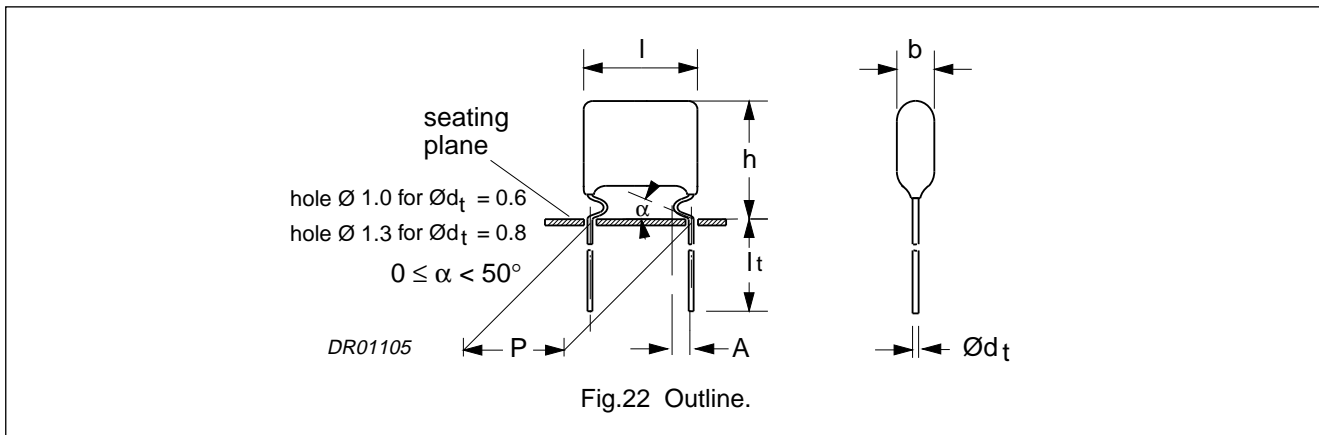
C (μF)	DIMENSIONS $b_{\max} \times h_{\max} \times l_{\max}$ (mm)	MASS (g)	CATALOGUE NUMBER 2222 368 AND PACKAGING			
			LOOSE IN BOX			REEL
			short leads		long leads	
			$l_t = 4.0 +1.0/-0.5 \text{ mm}$	SPQ	SPQ	SPQ
			last 5 digits of catalogue number			
C-tol = $\pm 10\%$						
Pitch = $10.16 \pm 0.30 \text{ mm}$; $d_t = 0.60 \pm 0.06 \text{ mm}$; $A = 2.0 +1.0/-0.5 \text{ mm}$						
0.056	$4.0 \times 12.0 \times 12.5$	0.4	25563	2000	1000	1500
0.068			25683			
0.082			25823			
0.1			25104			
0.12			25124			
0.15			25154			
0.18	$4.5 \times 12.5 \times 12.5$	0.4	25184	2000	1000	1300
0.22	$5.0 \times 13.0 \times 12.5$	0.5	25224	2000	1000	1200
Pitch = $15.24 \pm 0.30 \text{ mm}$; $d_t = 0.80 \pm 0.08 \text{ mm}$; $A = 2.5 +1.4/-0.5 \text{ mm}$						
0.27	$5.0 \times 14.0 \times 17.5$	0.6	25274	2000	1000	1200
0.33			25334			
0.39			25394			
0.47	$5.5 \times 14.5 \times 17.5$	0.7	25474	2000	1000	1100
0.56		0.8	25564			
0.68	$6.0 \times 15.0 \times 17.5$	1.0	25684	2000	1000	1000
0.82	$6.5 \times 15.5 \times 17.5$	1.1	25824	1000	1000	900
1	$7.5 \times 16.5 \times 17.5$	1.3	25105	1000	1000	800
Pitch = $22.86 \pm 0.30 \text{ mm}$; $d_t = 0.80 \pm 0.08 \text{ mm}$; $A = 2.5 +1.4/-0.5 \text{ mm}$						
1.2	$6.0 \times 18.0 \times 26.0$	1.8	25125	1000	1000	650
1.5		2.0	25155			
1.8		2.3	25185			
2.2	$6.5 \times 19.5 \times 26.0$	2.8	25225	1000	500	600
2.7	$7.5 \times 20.0 \times 26.0$	3.2	25275	1000	500	500
3.3	$8.5 \times 21.0 \times 26.0$	4.0	25335	1000	500	450
Pitch = $27.94 \pm 0.30 \text{ mm}$; $d_t = 0.80 \pm 0.08 \text{ mm}$; $A = 2.5 +1.4/-0.5 \text{ mm}$						
3.9	$8.5 \times 20.5 \times 30.0$	4.5	25395	500	500	450
4.7	$9.5 \times 21.5 \times 30.0$	5.2	25475	500	500	400
5.6	$10.5 \times 22.5 \times 30.0$	6.0	25565	500	250	350
6.8	$11.5 \times 23.5 \times 30.0$	6.5	25685	500	250	350

Metallized polyester film capacitors

MKT 368

MKT 368 GENERAL DATA

PITCH 10/15/22.5/27.5 mm



Specific reference data for the 250 V DC capacitors

DESCRIPTION	VALUE		
	at 1 kHz	at 10 kHz	at 100 kHz
Tangent of loss angle: $C \leq 0.1 \mu\text{F}$ $0.1 \mu\text{F} < C \leq 0.47 \mu\text{F}$ $0.47 \mu\text{F} < C \leq 1.0 \mu\text{F}$ $C > 1.0 \mu\text{F}$	$\leq 75 \times 10^{-4}$	$\leq 130 \times 10^{-4}$	$\leq 225 \times 10^{-4}$
Rated voltage pulse slope $(dU/dt)_R$ at U_{Rdc} : $P = 10 \text{ mm}$ $P = 15 \text{ mm}$ $P = 22.5 \text{ mm}$ $P = 27.5 \text{ mm}$		70 V/ μs 28 V/ μs 12 V/ μs 10 V/ μs	
R between leads, for $C \leq 0.33 \mu\text{F}$		>30000 M Ω	
RC between leads, for $C > 0.33 \mu\text{F}$		>10000 s	

Available 250 V DC versions

PACKAGING	DIMENSIONS	C-tol	FIRST 9 DIGITS OF CATALOGUE NUMBER	ORDERING
Loose in box	$l_t = 4.0 +1.0/-0.5 \text{ mm}$	$\pm 10\%$	2222 368 45...	on request
		$\pm 5\%$	2222 368 46...	on request
	$l_t = 3.0 \pm 0.4 \text{ mm}$	$\pm 10\%$	2222 368 43...	on request
		$\pm 5\%$	2222 368 47...	on request
	long leads; note 1	$\pm 10\%$	2222 368 41...	on request
		$\pm 5\%$	2222 368 42...	on request
Taped on reel	$H = 16 \text{ mm}$; note 2	$\pm 10\%$	2222 368 48...	on request
		$\pm 5\%$	2222 368 49...	on request

Notes

- Length of long leads:
 - $l_t = 19.0 \pm 4.0 \text{ mm}$ (lead pitches 10.16 mm and 15.24 mm).
 - $l_t = 25.0 \pm 4.0 \text{ mm}$ for lead pitch 22.86 mm.
 - $l_t = 24.0 \pm 4.0 \text{ mm}$ for lead pitch 27.94 mm.
- H = in-tape height; for detailed specifications refer to this handbook, Chapter "Packaging".

Metallized polyester film capacitors

MKT 368

 $U_{Rdc} = 250 \text{ V}$; $U_{Rac} = 160 \text{ V}$

loose and taped

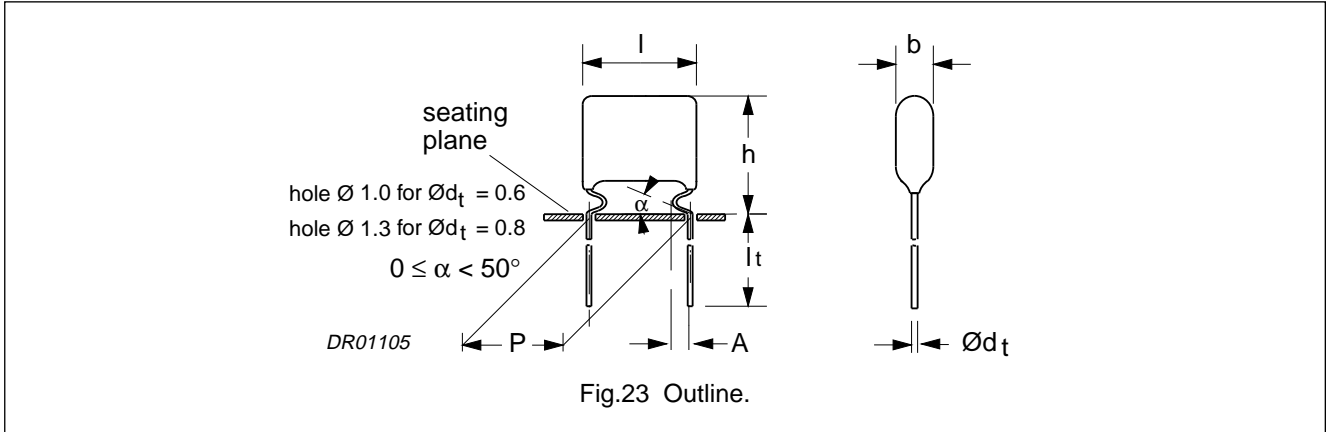
C (μF)	DIMENSIONS $b_{\max} \times h_{\max} \times l_{\max}$ (mm)	MASS (g)	CATALOGUE NUMBER 2222 368 AND PACKAGING				
			LOOSE IN BOX			REEL	
			short leads		long leads		SPQ
			$l_t = 4.0 +1.0/-0.5 \text{ mm}$		SPQ	SPQ	
			last 5 digits of catalogue number				
C-tol = $\pm 10\%$							
Pitch = $10.16 \pm 0.30 \text{ mm}$; $d_t = 0.60 \pm 0.06 \text{ mm}$; $A = 2.0 +1.0/-0.5 \text{ mm}$							
0.027 0.033 0.039 0.047	$4.0 \times 12.0 \times 12.5$	0.4	45273 45333 45393 45473	2000	1000	1500	
0.056 0.068	$4.5 \times 12.5 \times 12.5$	0.4	45563 45683	2000	1000	1300	
0.082 0.1	$5.0 \times 13.0 \times 12.5$	0.5	45823 45104	2000	1000	1200	
Pitch = $15.24 \pm 0.30 \text{ mm}$; $d_t = 0.80 \pm 0.08 \text{ mm}$; $A = 2.5 +1.4/-0.5 \text{ mm}$							
0.12 0.15	$5.0 \times 14.0 \times 17.5$	0.6 0.7	45124 45154	2000	1000	1200	
0.18	$5.5 \times 14.5 \times 17.5$	0.8	45184	2000	1000	1100	
0.22	$6.0 \times 15.0 \times 17.5$	0.9	45224	2000	1000	1000	
0.27	$6.5 \times 15.5 \times 17.5$	1.1	45274	2000	1000	900	
0.33	$7.0 \times 16.0 \times 17.5$	1.3	45334	1000	1000	800	
Pitch = $22.86 \pm 0.30 \text{ mm}$; $d_t = 0.80 \pm 0.08 \text{ mm}$; $A = 2.5 +1.4/-0.5 \text{ mm}$							
0.39	$5.0 \times 17.0 \times 26.0$	1.8	45394	1000	1000	800	
0.47	$5.5 \times 17.5 \times 26.0$	2.1	45474	1000	1000	750	
0.56	$6.0 \times 18.0 \times 26.0$	2.5	45564	1000	1000	650	
0.68	$6.5 \times 18.5 \times 26.0$	2.9	45684	1000	1000	600	
0.82	$7.0 \times 19.0 \times 26.0$	3.3	45824	1000	1000	550	
1	$7.5 \times 19.5 \times 26.0$	3.6	45105	1000	500	500	
Pitch = $27.94 \pm 0.30 \text{ mm}$; $d_t = 0.80 \pm 0.08 \text{ mm}$; $A = 2.5 +1.4/-0.5 \text{ mm}$							
1.2	$7.5 \times 19.5 \times 30.0$	4.0	45125	500	500	500	
1.5	$8.5 \times 20.5 \times 30.0$	5.1	45155	500	500	450	
1.8	$9.5 \times 21.5 \times 30.0$	5.9	45185	500	500	400	
2.2	$10.5 \times 22.5 \times 30.0$	6.4	45225	500	250	350	

Metallized polyester film capacitors

MKT 368

MKT 368 GENERAL DATA

PITCH 10/15/22.5/27.5 mm



Specific reference data for the 400 V DC capacitors

DESCRIPTION	VALUE		
	at 1 kHz	at 10 kHz	at 100 kHz
Tangent of loss angle: C ≤ 0.1 µF 0.1 µF < C ≤ 0.47 µF 0.47 µF < C ≤ 1.0 µF	≤75 × 10 ⁻⁴ ≤75 × 10 ⁻⁴ ≤75 × 10 ⁻⁴	≤130 × 10 ⁻⁴ ≤130 × 10 ⁻⁴ ≤130 × 10 ⁻⁴	≤225 × 10 ⁻⁴ ≤300 × 10 ⁻⁴ -
Rated voltage pulse slope (dU/dt) _R at U _{Rdc} : P = 10 mm P = 15 mm P = 22.5 mm P = 27.5 mm	110 V/µs 44 V/µs 20 V/µs 16 V/µs		
R between leads, for C ≤ 0.33 µF	>30000 MΩ		
RC between leads, for C > 0.33 µF	>10000 s		

Available 400 V DC versions

PACKAGING	DIMENSIONS	C-tol	FIRST 9 DIGITS OF CATALOGUE NUMBER	ORDERING
Loose in box	l _t = 4.0 +1.0/-0.5 mm	±10%	2222 368 55...	on request
		±5%	2222 368 56...	on request
	l _t = 3.0 ±0.4 mm	±10%	2222 368 53...	on request
		±5%	2222 368 57...	on request
	long leads; note 1	±10%	2222 368 51...	on request
		±5%	2222 368 52...	on request
Taped on reel	H = 16 mm; note 2	±10%	2222 368 58...	on request
		±5%	2222 368 59...	on request

Notes

- Length of long leads:
 - l_t = 19.0 ±4.0 mm (lead pitches 10.16 mm and 15.24 mm).
 - l_t = 25.0 ±4.0 mm for lead pitch 22.86 mm.
 - l_t = 24.0 ±4.0 mm for lead pitch 27.94 mm.
- H = in-tape height; for detailed specifications refer to this handbook, Chapter "Packaging".

Metallized polyester film capacitors

MKT 368

 $U_{Rdc} = 400 \text{ V}$; $U_{Rac} = 220 \text{ V}$

loose and taped

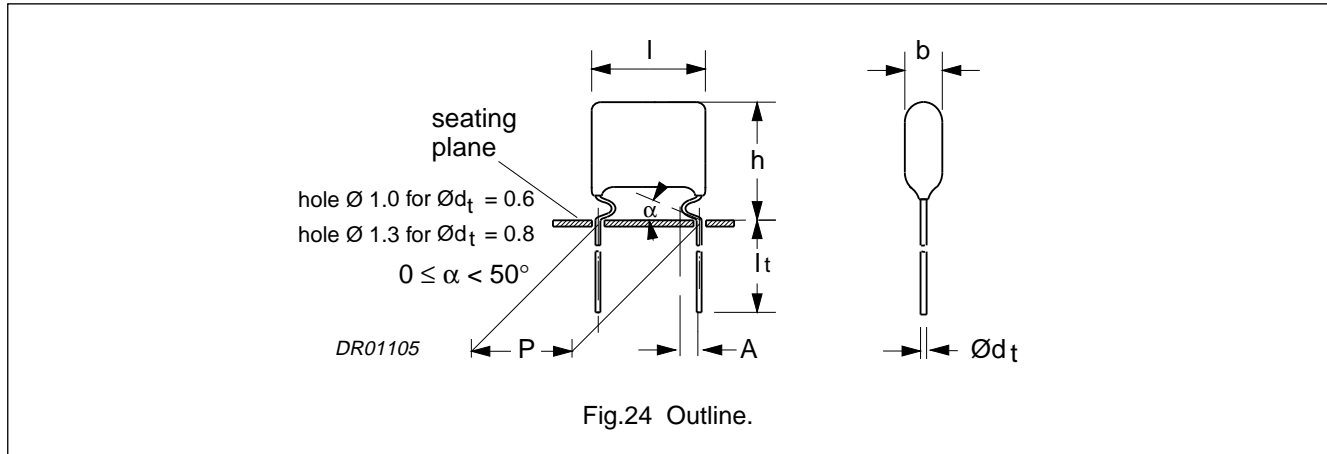
C (μF)	DIMENSIONS $b_{\max} \times h_{\max} \times l_{\max}$ (mm)	MASS (g)	CATALOGUE NUMBER 2222 368 AND PACKAGING			
			LOOSE IN BOX			REEL
			short leads		long leads	
			$l_t = 4.0 +1.0/-0.5 \text{ mm}$	SPQ	SPQ	SPQ
			last 5 digits of catalogue number			
C-tol = $\pm 10\%$						
Pitch = $10.16 \pm 0.30 \text{ mm}$; $d_t = 0.60 \pm 0.06 \text{ mm}$; $A = 2.0 +1.0/-0.5 \text{ mm}$						
0.001	$4.0 \times 12.0 \times 12.5$	0.4	55102	2000	1000	1500
0.0012			55122			
0.0015			55152			
0.0018			55182			
0.0022			55222			
0.0027			55272			
0.0033			55332			
0.0039			55392			
0.0047			55472			
0.0056			55562			
0.0068			55682			
0.0082			55822			
0.01			55103			
0.012			55123			
0.015			55153			
0.018	55183					
0.022	55223					
0.027	$4.5 \times 12.5 \times 12.5$	0.4	55273	2000	1000	1300
0.033			55333			
Pitch = $15.24 \pm 0.30 \text{ mm}$; $d_t = 0.80 \pm 0.08 \text{ mm}$; $A = 2.5 +1.4/-0.5 \text{ mm}$						
0.039	$4.5 \times 13.5 \times 17.5$	0.6	55393	2000	1000	1200
0.047		0.6	55473			
0.056		0.6	55563			
0.068		0.7	55683			
0.082	$5.0 \times 14.0 \times 17.5$	0.8	55823	2000	1000	1100
0.1	$5.5 \times 14.5 \times 17.5$	0.9	55104	2000	1000	1000
0.12	$6.0 \times 15.0 \times 17.5$	1.1	55124	1000	1000	900
0.15	$6.5 \times 15.5 \times 17.5$	1.3	55154	1000	1000	800
Pitch = $22.86 \pm 0.30 \text{ mm}$; $d_t = 0.80 \pm 0.08 \text{ mm}$; $A = 2.5 +1.4/-0.5 \text{ mm}$						
0.18	$5.5 \times 17.5 \times 26.0$	1.6	55184	1000	1000	800
0.22	$6.0 \times 18.0 \times 26.0$	1.9	55224	1000	1000	650
0.27		2.3	55274			
0.33		2.6	55334			
0.39		3.0	55394			
0.47	$7.5 \times 19.5 \times 26.0$	3.4	55474	1000	500	500
Pitch = $27.94 \pm 0.30 \text{ mm}$; $d_t = 0.80 \pm 0.08 \text{ mm}$; $A = 2.5 +1.4/-0.5 \text{ mm}$						
0.56	$7.5 \times 19.5 \times 30.0$	3.5	55564	500	500	500
0.68	$8.5 \times 20.5 \times 30.0$	4.0	55684	500	500	450
0.82	$9.0 \times 21.0 \times 30.0$	4.5	55824	500	500	400
1	$10.0 \times 22.0 \times 30.0$	5.0	55105	500	250	350

Metallized polyester film capacitors

MKT 368

MKT 368 GENERAL DATA

PITCH 10/15/22.5/27.5 mm



Specific reference data for the 630 V DC capacitors

DESCRIPTION	VALUE		
	at 1 kHz	at 10 kHz	at 100 kHz
Tangent of loss angle: $C \leq 0.1 \mu\text{F}$ $0.1 \mu\text{F} < C \leq 0.47 \mu\text{F}$	$\leq 75 \times 10^{-4}$ $\leq 75 \times 10^{-4}$	$\leq 130 \times 10^{-4}$ $\leq 130 \times 10^{-4}$	$\leq 250 \times 10^{-4}$ $\leq 300 \times 10^{-4}$
Rated voltage pulse slope $(dU/dt)_R$ at U_{Rdc} : $P = 10 \text{ mm}$ $P = 15 \text{ mm}$ $P = 22.5 \text{ mm}$ $P = 27.5 \text{ mm}$		70 V/ μs 70 V/ μs 28 V/ μs 24 V/ μs	
R between leads, for $C \leq 0.33 \mu\text{F}$		>30000 M Ω	
RC between leads, for $C > 0.33 \mu\text{F}$		>10000 s	

Available 630 V DC versions

PACKAGING	DIMENSIONS	C-tol	FIRST 9 DIGITS OF CATALOGUE NUMBER	ORDERING
Loose in box	$l_t = 4.0 +1.0/-0.5 \text{ mm}$	$\pm 10\%$	2222 368 65...	on request
		$\pm 5\%$	2222 368 66...	on request
	$l_t = 3.0 \pm 0.4 \text{ mm}$	$\pm 10\%$	2222 368 63...	on request
		$\pm 5\%$	2222 368 67...	on request
	long leads; note 1	$\pm 10\%$	2222 368 61...	on request
		$\pm 5\%$	2222 368 62...	on request
Taped on reel	$H = 16 \text{ mm}$; note 2	$\pm 10\%$	2222 368 68...	on request
		$\pm 5\%$	2222 368 69...	on request

Notes

- Length of long leads:
 - $l_t = 19.0 \pm 4.0 \text{ mm}$ (lead pitches 10.16 mm and 15.24 mm).
 - $l_t = 25.0 \pm 4.0 \text{ mm}$ for lead pitch 22.86 mm.
 - $l_t = 24.0 \pm 4.0 \text{ mm}$ for lead pitch 27.94 mm.
- H = in-tape height; for detailed specifications refer to this handbook, Chapter "Packaging".

Metallized polyester film capacitors

MKT 368

 $U_{Rdc} = 630 \text{ V}$; $U_{Rac} = 250 \text{ V}$

loose and taped

C (μF)	DIMENSIONS $b_{\max} \times h_{\max} \times l_{\max}$ (mm)	MASS (g)	CATALOGUE NUMBER 2222 368 AND PACKAGING			
			LOOSE IN BOX			REEL
			short leads		long leads	
			$l_t = 4.0 +1.0/-0.5 \text{ mm}$	SPQ	SPQ	SPQ
			last 5 digits of catalogue number			
C-tol = $\pm 10\%$						
Pitch = $10.16 \pm 0.30 \text{ mm}$; $d_t = 0.60 \pm 0.06 \text{ mm}$; $A = 2.0 +1.0/-0.5 \text{ mm}$						
0.01	$4.5 \times 12.5 \times 12.5$	0.4	65103	2000	1000	1300
0.012	$5.0 \times 13.0 \times 12.5$	0.5	65123	2000	1000	1200
0.015	$5.5 \times 13.5 \times 12.5$	0.6	65153	2000	1000	1100
0.018	$6.0 \times 14.0 \times 12.5$	0.6	65183	2000	1000	1000
0.022	$6.5 \times 14.5 \times 12.5$	0.7	65223	2000	1000	900
Pitch = $15.24 \pm 0.30 \text{ mm}$; $d_t = 0.80 \pm 0.08 \text{ mm}$; $A = 2.5 +1.4/-0.5 \text{ mm}$						
0.027	$5.5 \times 14.5 \times 17.5$	0.9	65273	2000	1000	1100
0.033	$6.0 \times 15.0 \times 17.5$	1.0	65333	2000	1000	1000
0.039	$6.5 \times 15.5 \times 17.5$	1.1	65393	2000	1000	900
0.047	$7.0 \times 16.0 \times 17.5$	1.2	65473	2000	1000	800
0.056	$7.5 \times 16.5 \times 17.5$	1.3	65563	1000	1000	800
0.068	$8.0 \times 17.0 \times 17.5$	1.4	65683	1000	1000	750
Pitch = $22.86 \pm 0.30 \text{ mm}$; $d_t = 0.80 \pm 0.08 \text{ mm}$; $A = 2.5 +1.4/-0.5 \text{ mm}$						
0.082	$5.5 \times 17.5 \times 26.0$	1.8	65823	1000	1000	750
0.1	$6.0 \times 18.0 \times 26.0$	2.1	65104	1000	1000	650
0.12	$7.0 \times 19.0 \times 26.0$	2.5	65124	1000	1000	550
0.15	$7.5 \times 19.5 \times 26.0$	2.9	65154	1000	500	500
0.18	$8.5 \times 20.5 \times 26.0$	3.2	65184	1000	500	450
0.22	$9.5 \times 21.5 \times 26.0$	3.5	65224	1000	500	400
Pitch = $27.94 \pm 0.30 \text{ mm}$; $d_t = 0.80 \pm 0.08 \text{ mm}$; $A = 2.5 +1.4/-0.5 \text{ mm}$						
0.27	$9.0 \times 21.0 \times 30.0$	4.3	65274	500	500	450
0.33	$10.0 \times 22.0 \times 30.0$	5.0	65334	500	250	400
0.39	$11.0 \times 23.0 \times 30.0$	5.6	65394	500	250	350
0.47	$12.0 \times 24.0 \times 30.0$	6.5	65474	250	250	350

Metallized polyester film capacitors

MKT 369

MKT 369 GENERAL DATA

PITCH 10 mm

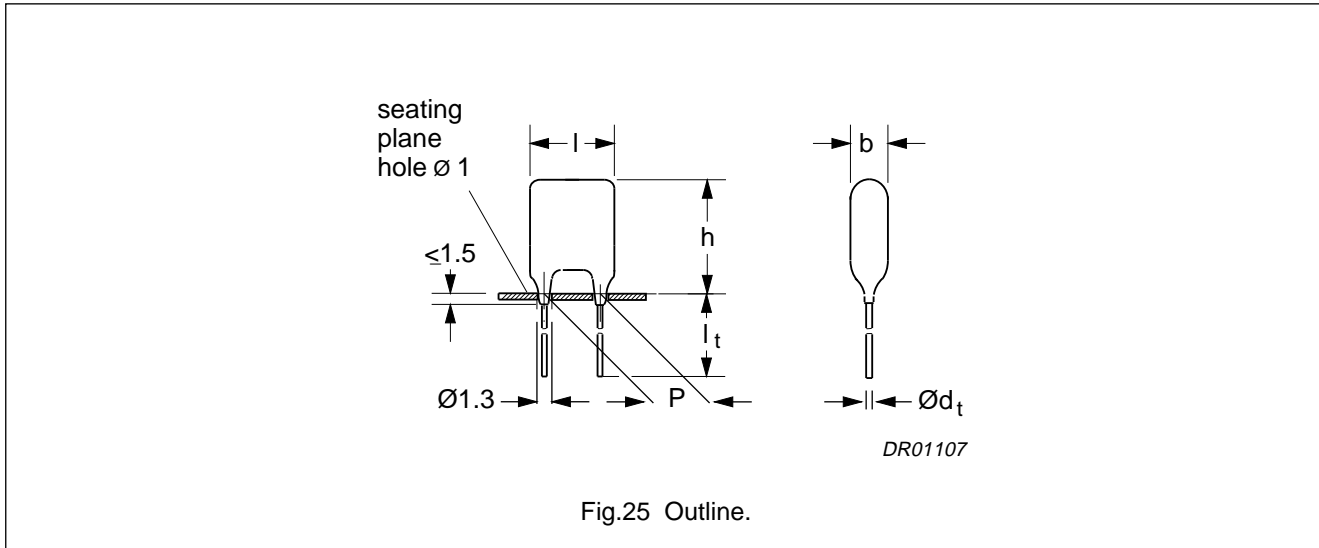


Fig.25 Outline.

Specific reference data for the 63 V DC capacitors

DESCRIPTION	VALUE		
	at 1 kHz	at 10 kHz	at 100 kHz
Tangent of loss angle: 0.1 μF < C \leq 0.47 μF 0.47 μF < C \leq 1.0 μF	$\leq 75 \times 10^{-4}$ $\leq 75 \times 10^{-4}$	$\leq 130 \times 10^{-4}$ $\leq 130 \times 10^{-4}$	$\leq 300 \times 10^{-4}$ -
Rated voltage pulse slope $(dU/dt)_R$ at U_{Rdc}	30 V/ μs		
R between leads, for C \leq 0.33 μF	>15000 M Ω		
RC between leads, for C > 0.33 μF	>5000 s		

Available 63 V DC versions

PACKAGING	DIMENSIONS	C-tol	FIRST 9 DIGITS OF CATALOGUE NUMBER	ORDERING
Loose in box	$l_t = 4.0 +1.0/-0.5$ mm	$\pm 10\%$	2222 369 15...	on request
		$\pm 5\%$	2222 369 16...	on request
	$l_t = 22.0 \pm 4.0$ mm	$\pm 10\%$	2222 369 11...	on request
		$\pm 5\%$	2222 369 12...	on request
Taped on reel	H = 16 mm; note 1	$\pm 10\%$	2222 369 18...	on request
		$\pm 5\%$	2222 369 19...	on request

Note

1. H = in-tape height; for detailed specifications refer to this handbook, Chapter "Packaging".

Metallized polyester film capacitors

MKT 369

 $U_{Rdc} = 63 \text{ V}$; $U_{Rac} = 40 \text{ V}$

loose and taped

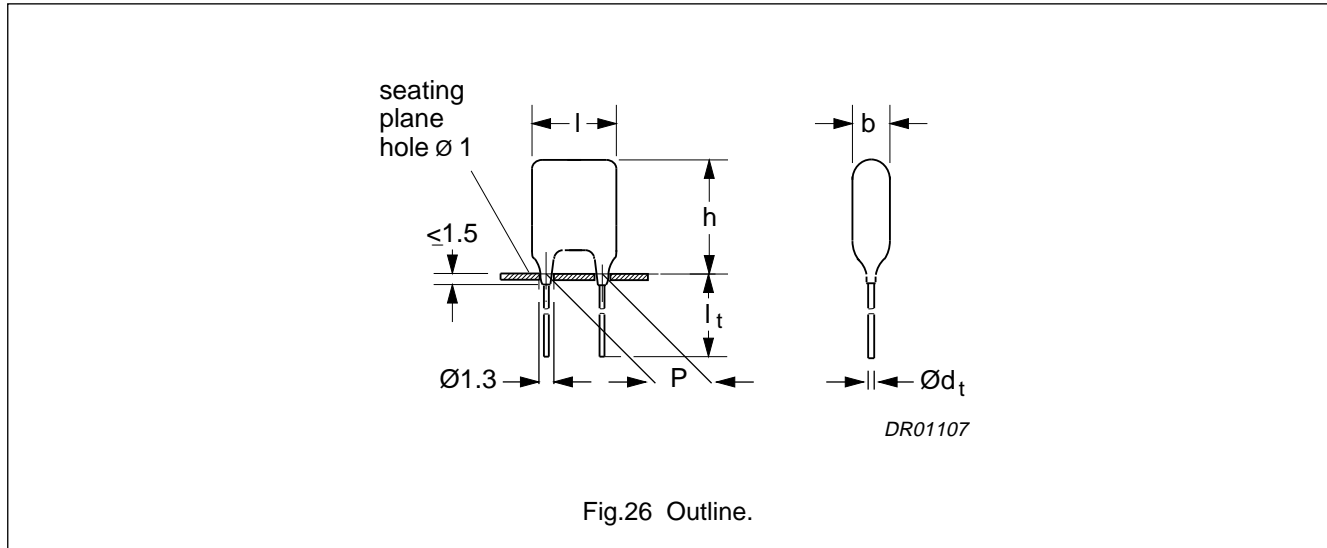
C (μF)	DIMENSIONS $b_{\text{max}} \times h_{\text{max}} \times l_{\text{max}}$ (mm)	MASS (g)	CATALOGUE NUMBER 2222 369 AND PACKAGING			
			LOOSE IN BOX			REEL
			$l_t =$ 4.0 +1.0/-0.5 mm		$l_t =$ 22.0 \pm 4.0 mm	
			last 5 digits of catalogue number	SPQ	SPQ	SPQ
C-tol = \pm 10%						
Pitch = 10.16 \pm0.30 mm; $d_t = 0.60 \pm 0.06$ mm						
0.22	4.5 \times 10.0 \times 12.5	0.4	15224	2000	1000	1300
0.27			15274			
0.33			15334			
0.39			15394			
0.47	5.0 \times 10.5 \times 12.5	0.5	15474	2000	1000	1200
0.56			15564			
0.68	5.5 \times 11.0 \times 12.5	0.5	15684	2000	1000	1100
0.82	6.0 \times 11.5 \times 12.5	0.6	15824	2000	1000	1000
1	6.5 \times 12.0 \times 12.5	0.7	15105	2000	1000	900

Metallized polyester film capacitors

MKT 369

MKT 369 GENERAL DATA

PITCH 10 mm



Specific reference data for the 100 V DC capacitors

DESCRIPTION	VALUE		
	at 1 kHz	at 10 kHz	at 100 kHz
Tangent of loss angle: C ≤ 0.1 μF C > 0.1 μF	≤75 × 10 ⁻⁴ ≤75 × 10 ⁻⁴	≤130 × 10 ⁻⁴ ≤130 × 10 ⁻⁴	≤225 × 10 ⁻⁴ ≤300 × 10 ⁻⁴
Rated voltage pulse slope (dU/dt) _R at U _{Rdc}	28 V/μs		
R between leads, for C ≤ 0.33 μF	>15000 MΩ		

Available 100 V DC versions

PACKAGING	DIMENSIONS	C-tol	FIRST 9 DIGITS OF CATALOGUE NUMBER	ORDERING
Loose in box	l _t = 4.0 +1.0/-0.5 mm	±10%	2222 369 25...	on request
		±5%	2222 369 26...	on request
	l _t = 22.0 ±4.0 mm	±10%	2222 369 21...	on request
		±5%	2222 369 22...	on request
Taped on reel	H = 18.5 mm; note 1	±10%	2222 369 28...	on request
		±5%	2222 369 29...	on request

Note

1. H = in-tape height; for detailed specifications refer to this handbook, Chapter "Packaging".

Metallized polyester film capacitors

MKT 369

 $U_{Rdc} = 100 \text{ V}$; $U_{Rac} = 63 \text{ V}$

loose and taped

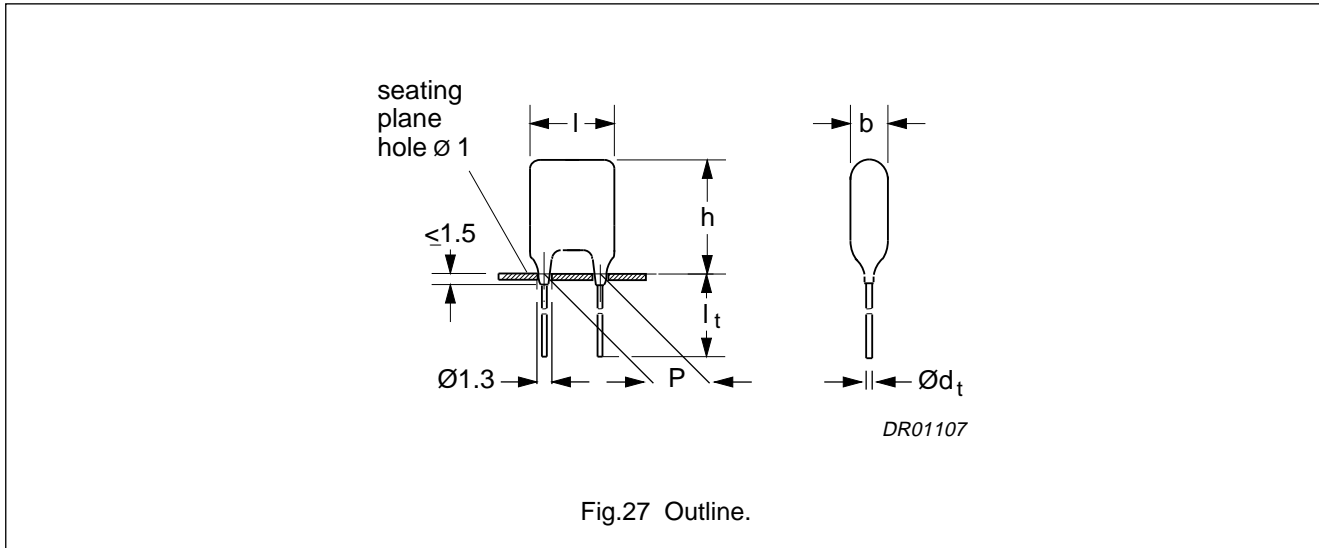
C (μF)	DIMENSIONS $b_{\max} \times h_{\max} \times l_{\max}$ (mm)	MASS (g)	CATALOGUE NUMBER 2222 369 AND PACKAGING			
			LOOSE IN BOX			REEL
			$l_t = 4.0 +1.0/-0.5 \text{ mm}$		$l_t = 22.0 \pm 4.0 \text{ mm}$	
			last 5 digits of catalogue number	SPQ	SPQ	SPQ
Pitch = $10.16 \pm 0.30 \text{ mm}$; $d_t = 0.60 \pm 0.06 \text{ mm}$						
0.056	$4.0 \times 9.5 \times 12.5$	0.4	25563	2000	1000	1500
0.068			25683			
0.082			25823			
0.1			25104			
0.12			25124			
0.15			25154			
0.18	$4.5 \times 10.0 \times 12.5$	0.5	25184	2000	1000	1300
0.22	$5.0 \times 10.5 \times 12.5$	0.5	25224	2000	1000	1200

Metallized polyester film capacitors

MKT 369

MKT 369 GENERAL DATA

PITCH 10 mm



Specific reference data for the 250 V DC capacitors

DESCRIPTION	VALUE		
	at 1 kHz	at 10 kHz	at 100 kHz
Tangent of loss angle: C ≤ 0.1 µF	≤75 × 10 ⁻⁴	≤130 × 10 ⁻⁴	≤225 × 10 ⁻⁴
Rated voltage pulse slope (dU/dt) _R at U _{Rdc}	70 V/µs		
R between leads, for C ≤ 0.33 µF	>30000 MΩ		

Available 250 V DC versions

PACKAGING	DIMENSIONS	C-tol	FIRST 9 DIGITS OF CATALOGUE NUMBER	ORDERING
Loose in box	l _t = 4.0 +1.0/-0.5 mm	±10%	2222 369 45...	on request
		±5%	2222 369 46...	on request
	l _t = 22.0 ±4.0 mm	±10%	2222 369 41...	on request
		±5%	2222 369 42...	on request
Taped on reel	H = 18.5 mm; note 1	±10%	2222 369 48...	on request
		±5%	2222 369 49...	on request

Note

1. H = in-tape height; for detailed specifications refer to this handbook, Chapter "Packaging".

Metallized polyester film capacitors

MKT 369

 $U_{Rdc} = 250 \text{ V}$; $U_{Rac} = 160 \text{ V}$

loose and taped

C (μF)	DIMENSIONS $b_{\max} \times h_{\max} \times l_{\max}$ (mm)	MASS (g)	CATALOGUE NUMBER 2222 369 AND PACKAGING			
			LOOSE IN BOX			REEL
			$l_t = 4.0 +1.0/-0.5 \text{ mm}$		$l_t = 22.0 \pm 4.0 \text{ mm}$	
			last 5 digits of catalogue number	SPQ	SPQ	SPQ
Pitch = $10.16 \pm 0.30 \text{ mm}$; $d_t = 0.60 \pm 0.06 \text{ mm}$						
0.027 0.033 0.039 0.047	$4.0 \times 9.5 \times 12.5$	0.4	45273 45333 45393 45473	2000	1000	1500
0.056 0.068	$4.5 \times 10.0 \times 12.5$	0.4	45563 45683	2000	1000	1300
0.082 0.1	$5.0 \times 10.5 \times 12.5$	0.5	45823 45104	2000	1000	1200

Metallized polyester film capacitors

MKT 369

MKT 369 GENERAL DATA

PITCH 10 mm

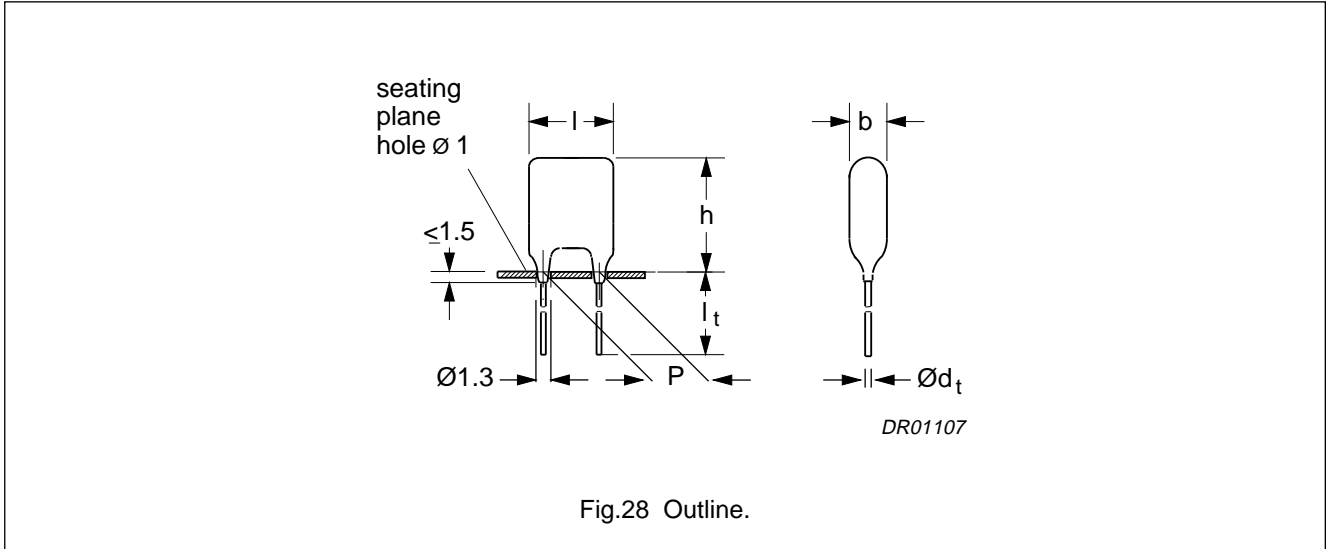


Fig.28 Outline.

Specific reference data for the 400 V DC capacitors

DESCRIPTION	VALUE		
	at 1 kHz	at 10 kHz	at 100 kHz
Tangent of loss angle: $C \leq 0.1 \mu\text{F}$	$\leq 75 \times 10^{-4}$	$\leq 130 \times 10^{-4}$	$\leq 225 \times 10^{-4}$
Rated voltage pulse slope $(dU/dt)_R$ at U_{Rdc}	110 V/ μs		
R between leads, for $C \leq 0.33 \mu\text{F}$	$>30000 \text{ M}\Omega$		

Available 400 V DC versions

PACKAGING	DIMENSIONS	C-tol	FIRST 9 DIGITS OF CATALOGUE NUMBER	ORDERING
Loose in box	$l_t = 4.0 +1.0/-0.5 \text{ mm}$	$\pm 10\%$	2222 369 55...	on request
		$\pm 5\%$	2222 369 56...	on request
	$l_t = 22.0 \pm 4.0 \text{ mm}$	$\pm 10\%$	2222 369 51...	on request
		$\pm 5\%$	2222 369 52...	on request
Taped on reel	$H = 18.5 \text{ mm}$; note 1	$\pm 10\%$	2222 369 58...	on request
		$\pm 5\%$	2222 369 59...	on request

Note

1. H = in-tape height; for detailed specifications refer to this handbook, Chapter "Packaging".

Metallized polyester film capacitors

MKT 369

 $U_{Rdc} = 400 \text{ V}; U_{Rac} = 220 \text{ V}$

loose and taped

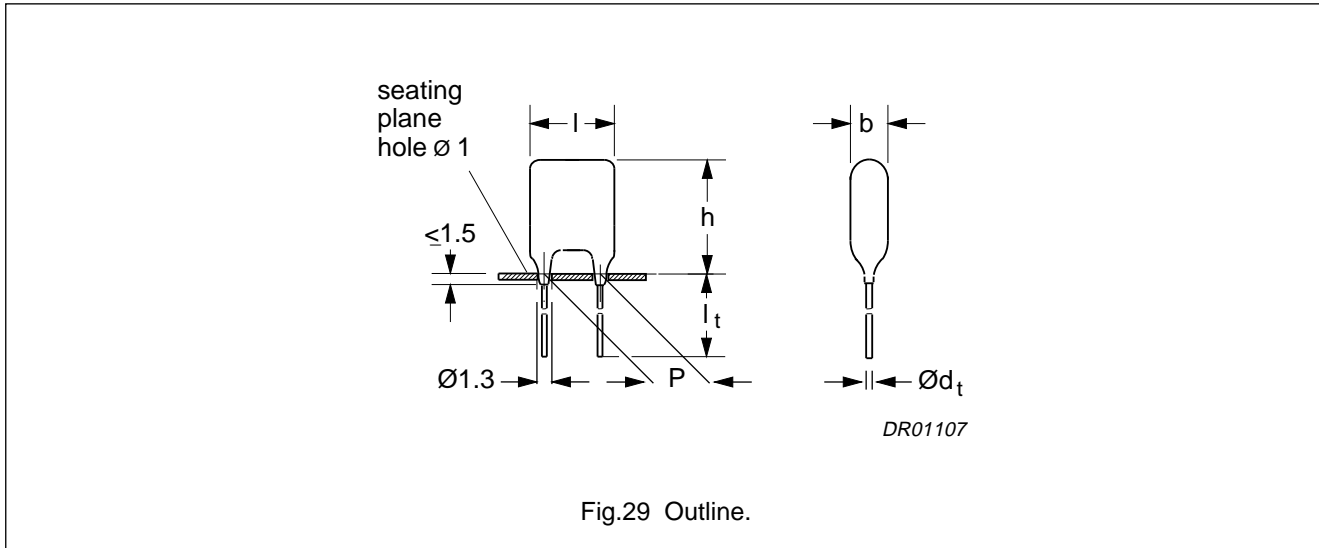
C (μF)	DIMENSIONS $b_{\max} \times h_{\max} \times l_{\max}$ (mm)	MASS (g)	CATALOGUE NUMBER 2222 369 AND PACKAGING			
			LOOSE IN BOX			REEL
			$l_t =$ 4.0 +1.0/-0.5 mm		$l_t =$ 22.0 \pm 4.0 mm	
			last 5 digits of catalogue number	SPQ	SPQ	SPQ
C-tol = \pm 10%						
Pitch = 10.16 \pm 0.30 mm; $d_t = 0.60 \pm 0.06$ mm						
0.001	4.0 \times 9.5 \times 12.5	0.4	55102	2000	1000	1500
0.0012			55122			
0.0015			55152			
0.0018			55182			
0.0022			55222			
0.0027			55272			
0.0033			55332			
0.0039			55392			
0.0047			55472			
0.0056			55562			
0.0068			55682			
0.0082			55822			
0.01			55103			
0.012			55123			
0.015			55153			
0.018			55183			
0.022	55223					
0.027	4.5 \times 10.0 \times 12.5	0.4	55273	2000	1000	1300
0.033			55333			

Metallized polyester film capacitors

MKT 369

MKT 369 GENERAL DATA

PITCH 10 mm



Specific reference data for the 630 V DC capacitors

DESCRIPTION	VALUE		
	at 1 kHz	at 10 kHz	at 100 kHz
Tangent of loss angle: C ≤ 0.1 µF	≤75 × 10 ⁻⁴	≤130 × 10 ⁻⁴	≤225 × 10 ⁻⁴
Rated voltage pulse slope (dU/dt) _R at U _{Rdc}	70 V/µs		
R between leads, for C ≤ 0.33 µF	>30000 MΩ		
RC between leads, for C > 0.33 µF	>10000 s		

Available 630 V DC versions

PACKAGING	DIMENSIONS	C-tol	FIRST 9 DIGITS OF CATALOGUE NUMBER	ORDERING
Loose in box	l _t = 4.0 +1.0/-0.5 mm	±10%	2222 369 65...	on request
		±5%	2222 369 66...	on request
	l _t = 22.0 ±4.0 mm	±10%	2222 369 61...	on request
		±5%	2222 369 62...	on request
Taped on reel	H = 18.5 mm; note 1	±10%	2222 369 68...	on request
		±5%	2222 369 69...	on request

Note

1. H = in-tape height; for detailed specifications refer to this handbook, Chapter "Packaging".

Metallized polyester film capacitors

MKT 369

 $U_{Rdc} = 630 \text{ V}$; $U_{Rac} = 250 \text{ V}$

loose and taped

C (μF)	DIMENSIONS $b_{\max} \times h_{\max} \times l_{\max}$ (mm)	MASS (g)	CATALOGUE NUMBER 2222 369 AND PACKAGING			
			LOOSE IN BOX			REEL
			$l_t = 4.0 +1.0/-0.5 \text{ mm}$		$l_t = 22.0 \pm 4.0 \text{ mm}$	
			C-tol = $\pm 10\%$	SPQ	SPQ	SPQ
last 5 digits of catalogue number						
Pitch = $10.16 \pm 0.30 \text{ mm}$; $d_t = 0.60 \pm 0.06 \text{ mm}$						
0.01	$4.5 \times 10.0 \times 12.5$	0.4	65103	2000	1000	1300
0.012	$5.0 \times 10.5 \times 12.5$	0.5	65123	2000	1000	1200
0.015	$5.5 \times 11.0 \times 12.5$	0.5	65153	2000	1000	1100
0.018	$6.0 \times 11.5 \times 12.5$	0.6	65183	2000	1000	1000
0.022	$6.5 \times 12.0 \times 12.5$	0.7	65223	2000	1000	900

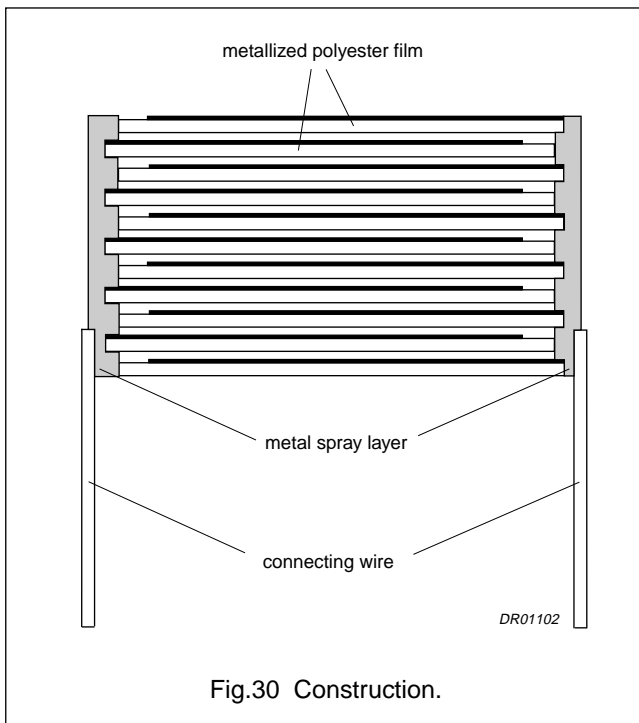
Metallized polyester film capacitors

MKT 365/366/367/368/369

CONSTRUCTION

Description

- Low-inductive wound cell of metallized polyethylene terephthalate film
- Protected by a hard, water repellent, solvent resistant epoxy lacquer
- Radial leads, solder coated:
 - Copper clad steel wire ($I_{\max} = 7.3 \text{ mm}$)
 - Copper ($I_{\max} > 7.3 \text{ mm}$).



Mounting

NORMAL USE

The capacitors are designed for mounting on printed-circuit boards. The capacitors packed in bandoliers are designed for mounting on printed-circuit boards by means of automatic insertion machines. For detailed tape specifications refer to this handbook, Chapter "Packaging".

SPECIFIED METHOD OF MOUNTING TO WITHSTAND VIBRATION AND SHOCK.

In order to withstand vibration and shock tests, it must be ensured that the underside of the kinks are in good contact with the printed-circuit board:

- For pitches $\leq 15 \text{ mm}$ the capacitors shall be mechanically fixed by the leads.
- For larger pitches the capacitors shall be mounted in the same way and the body clamped.

Metallized polyester film capacitors

MKT 365/366/367/368/369

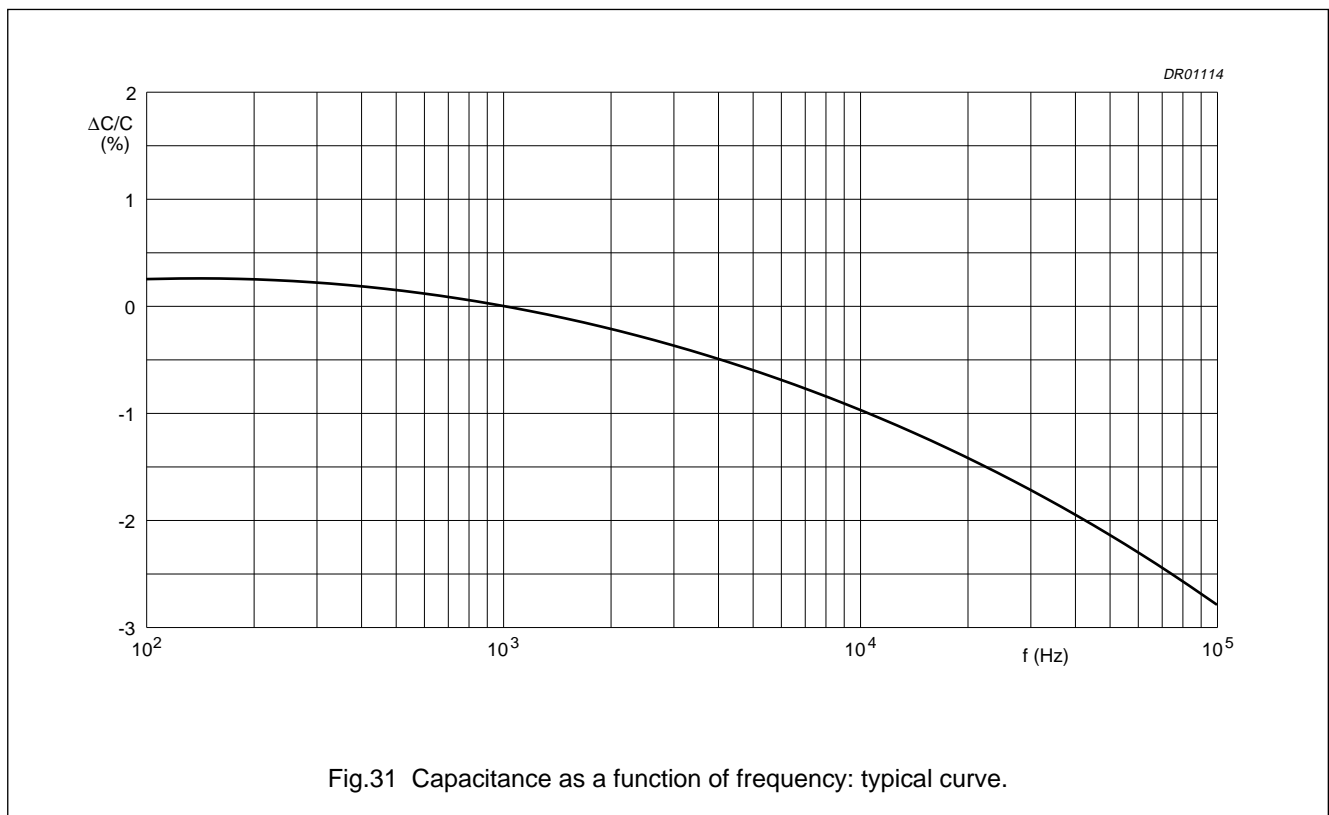
RATINGS AND CHARACTERISTICS

Unless otherwise specified all electrical values apply at an ambient free air temperature of 23 ± 1 °C, an atmospheric pressure of 86 to 106 kPa and a relative humidity of $50 \pm 2\%$.

For reference testing, a conditioning period shall be applied of 96 ± 4 hours by heating the products in a circulating air oven at the rated temperature and a relative humidity not exceeding 20%.

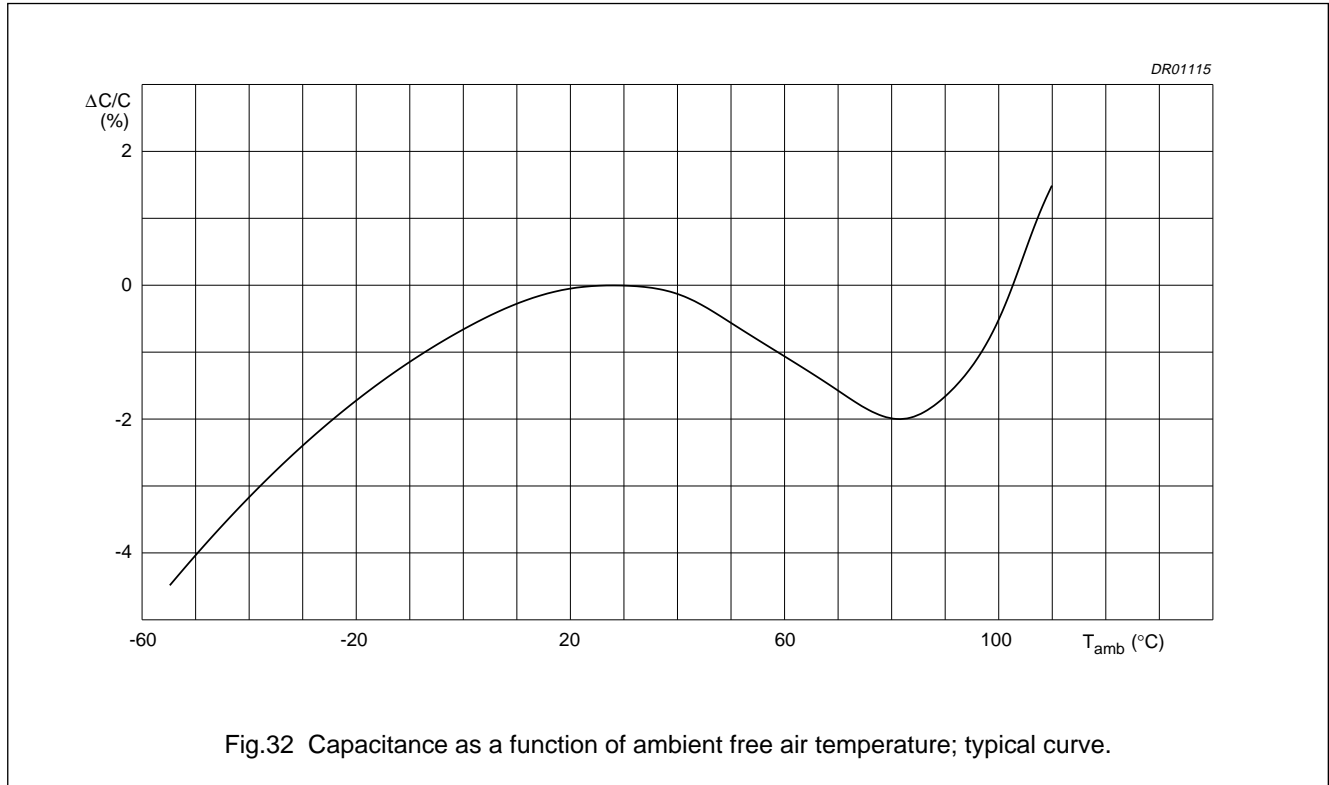
Capacitance

All capacitance values are specified at 1 kHz.

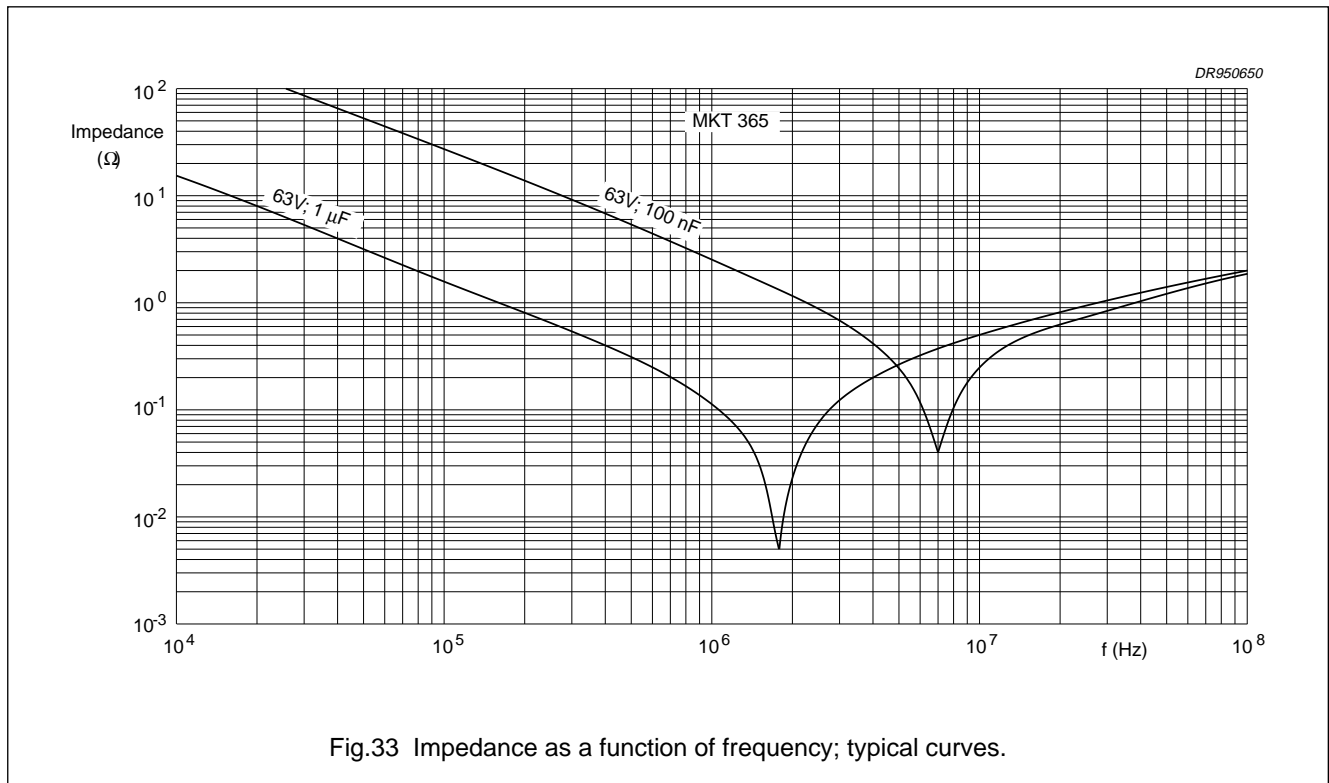


Metallized polyester film capacitors

MKT 365/366/367/368/369



Impedance



Metallized polyester film capacitors

MKT 365/366/367/368/369

Temperature

- Storage temperature: $T_{stg} = -25$ to $+40$ °C with RH maximum 80% without condensation.

Voltage

- Category voltage: $U_c = 0.8 \times U_{Rdc}$
- Test voltage between leads: $1.6 \times U_{Rdc}$
- Test voltage between interconnected leads and case (foil method): $2 \times U_{Rdc}$ (minimum 200 V).

Maximum RMS voltage (sinewave) as a function of frequency for $T_{amb} \leq 85$ °C

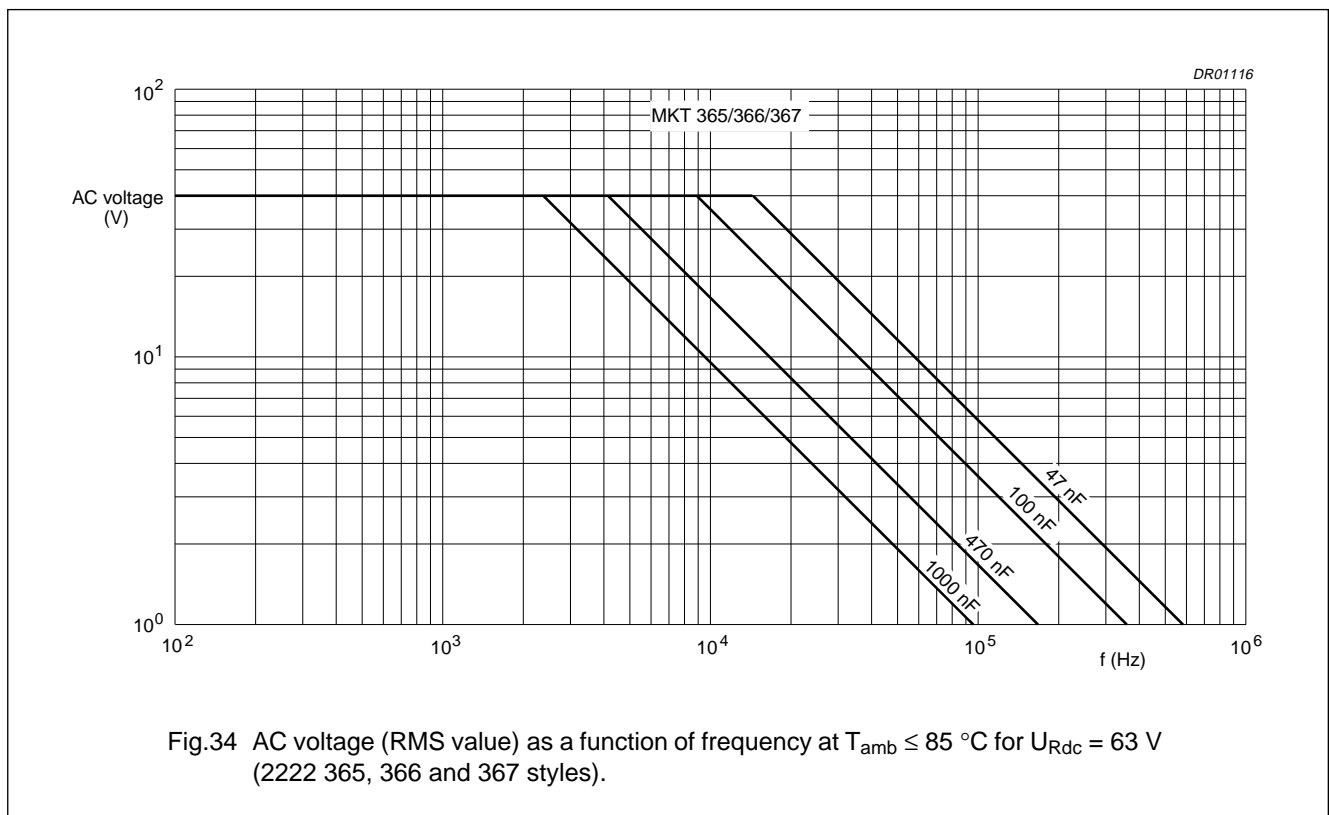
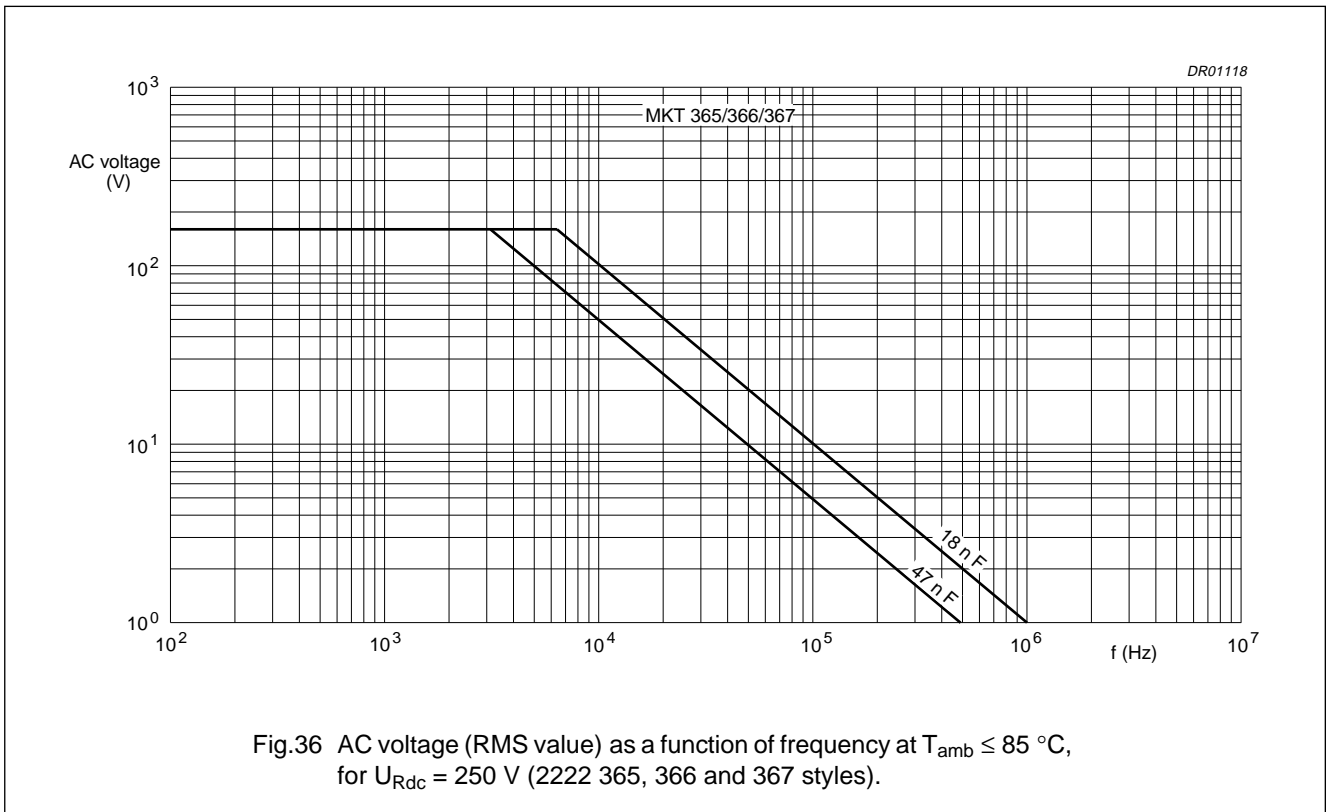
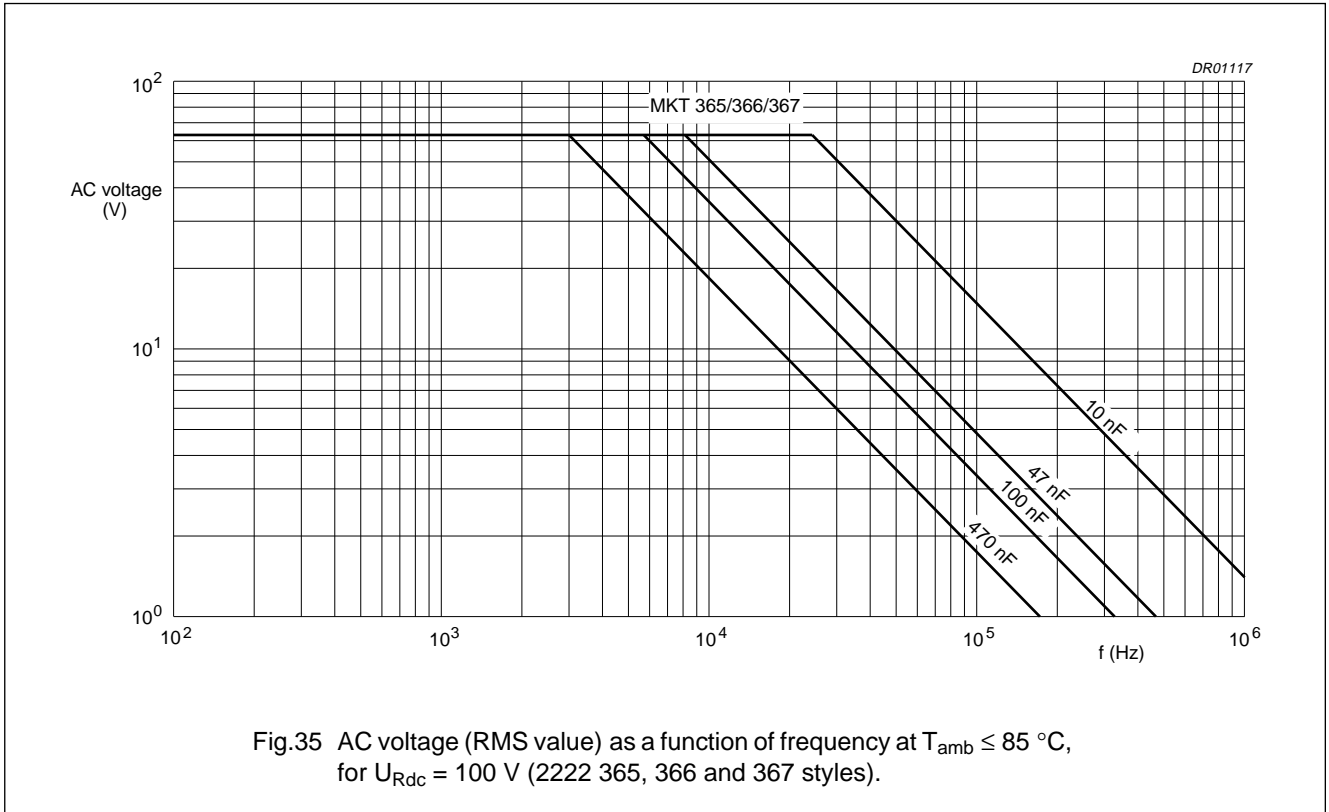


Fig.34 AC voltage (RMS value) as a function of frequency at $T_{amb} \leq 85$ °C for $U_{Rdc} = 63$ V (2222 365, 366 and 367 styles).

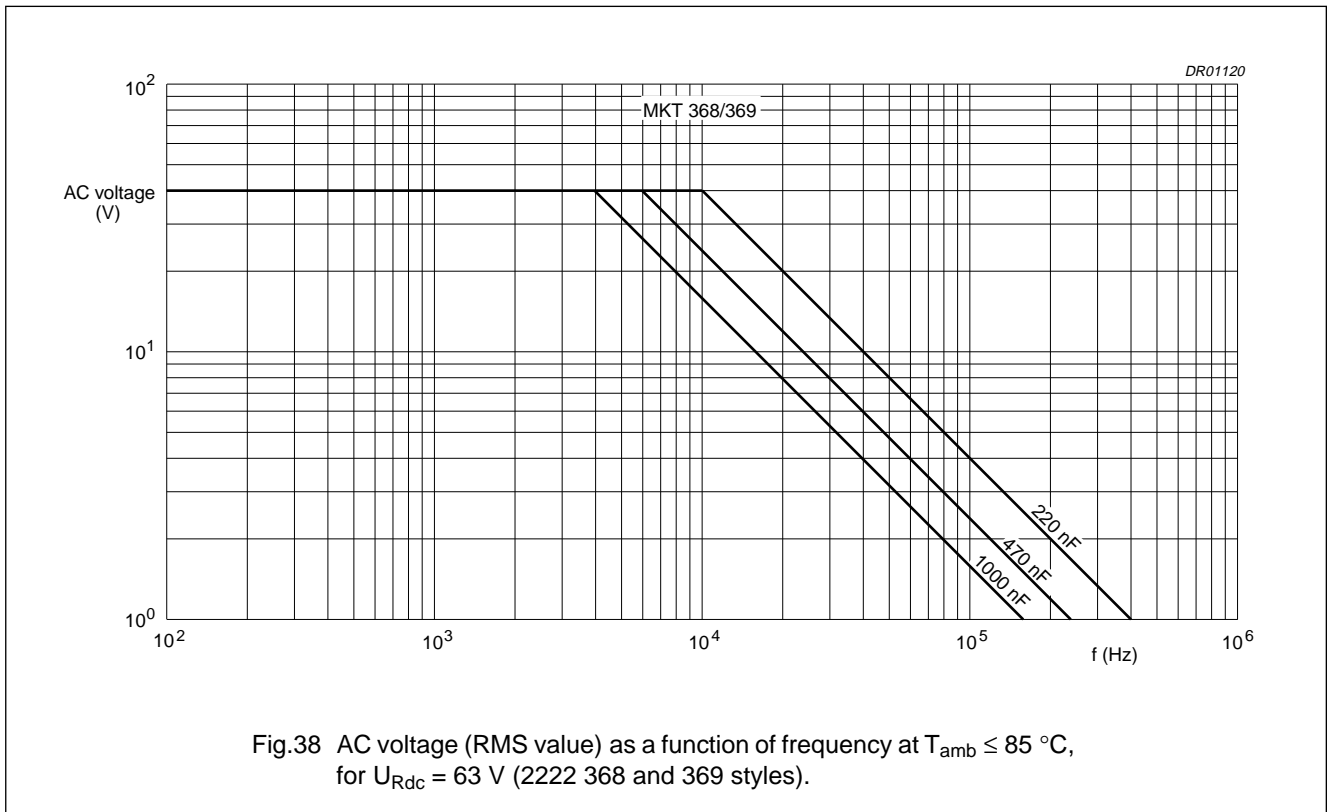
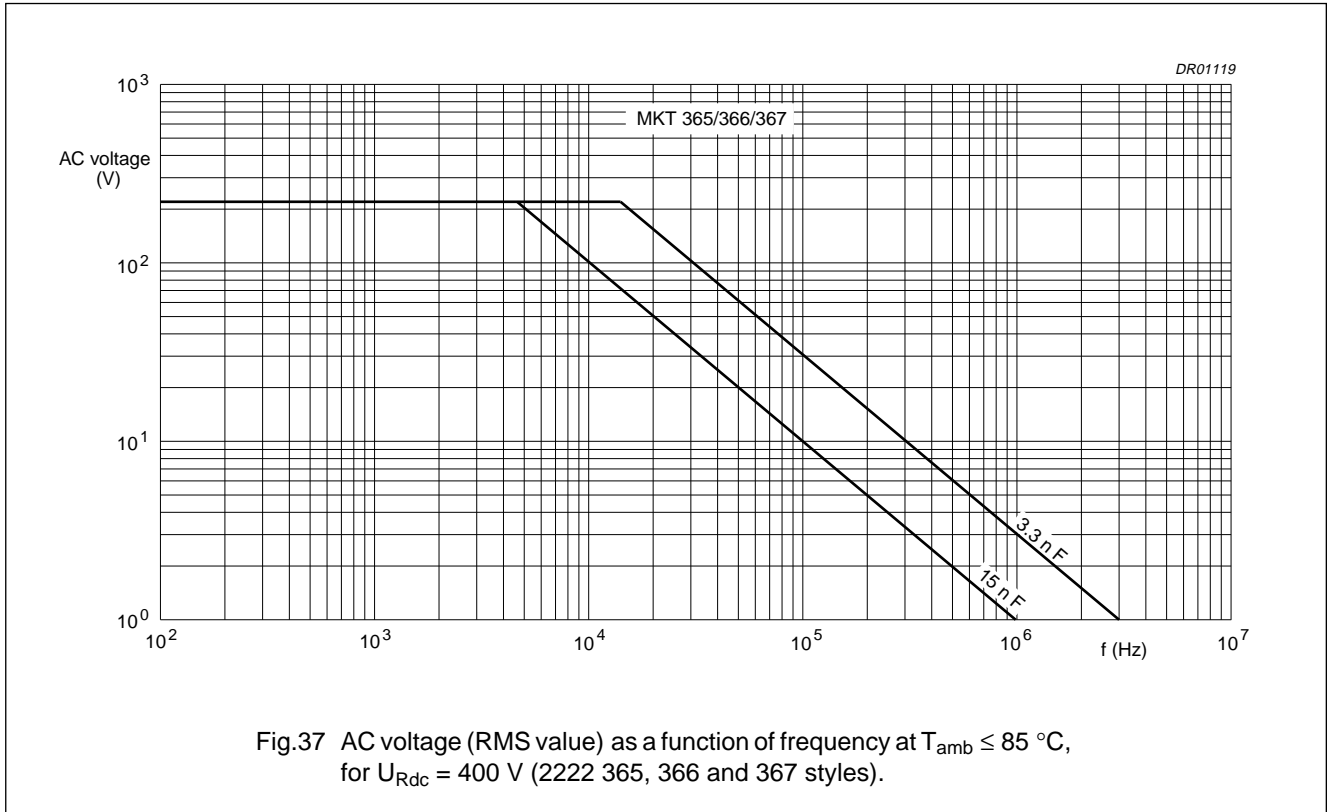
Metallized polyester film capacitors

MKT 365/366/367/368/369



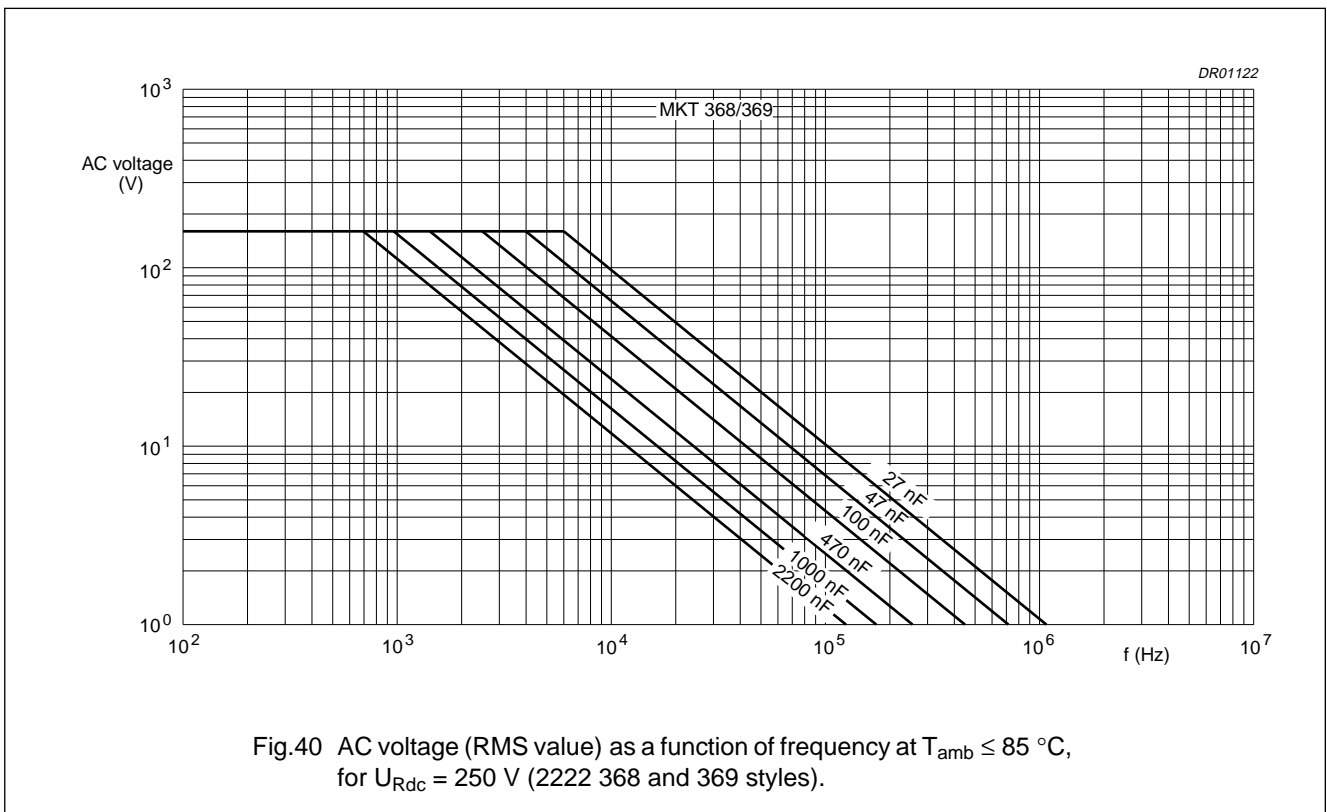
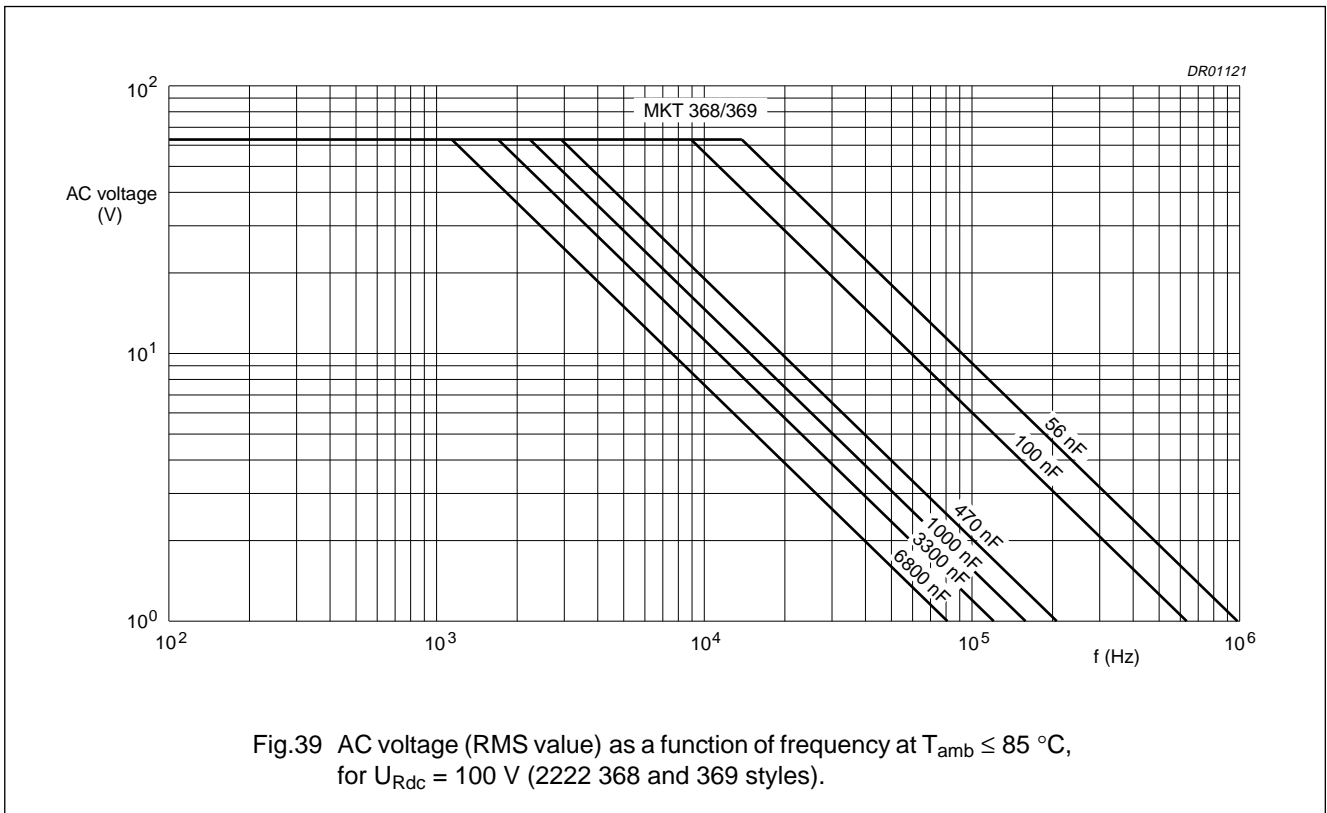
Metallized polyester film capacitors

MKT 365/366/367/368/369



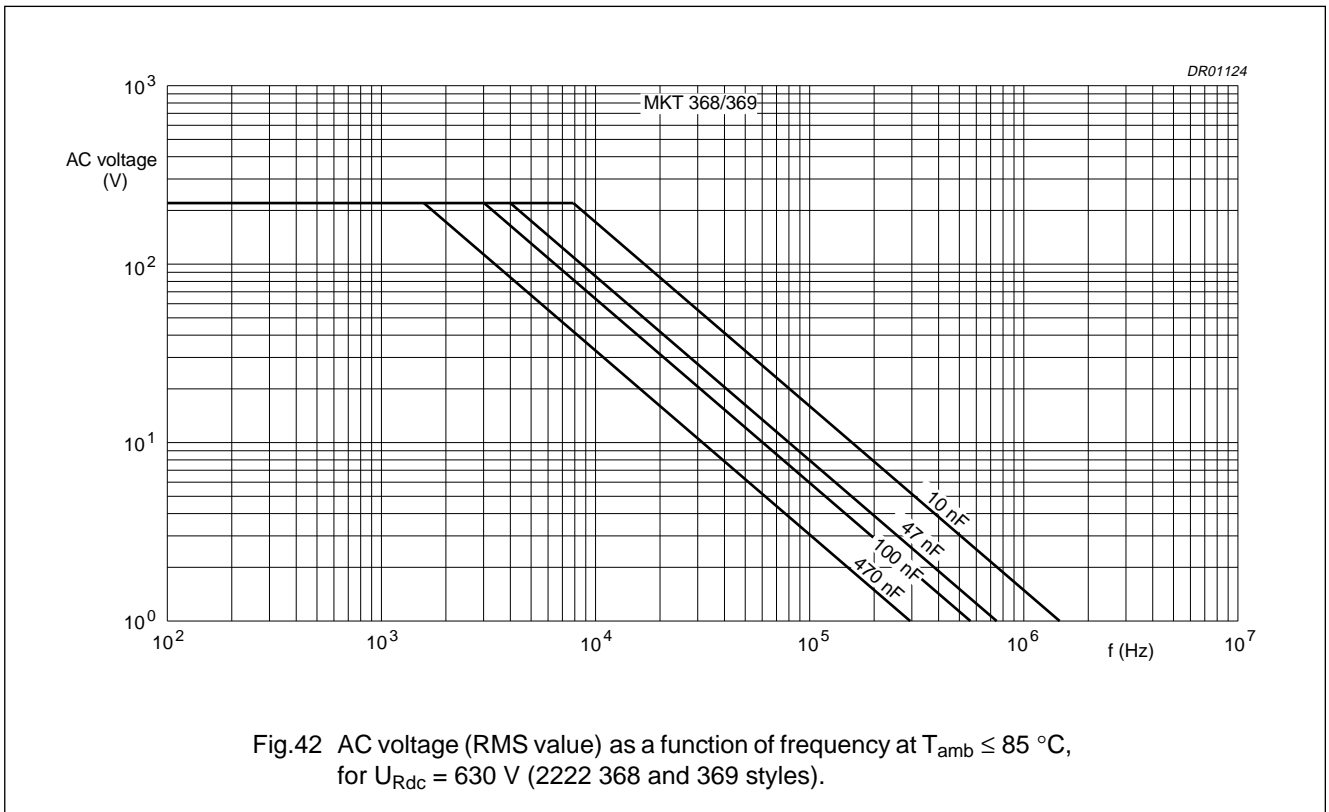
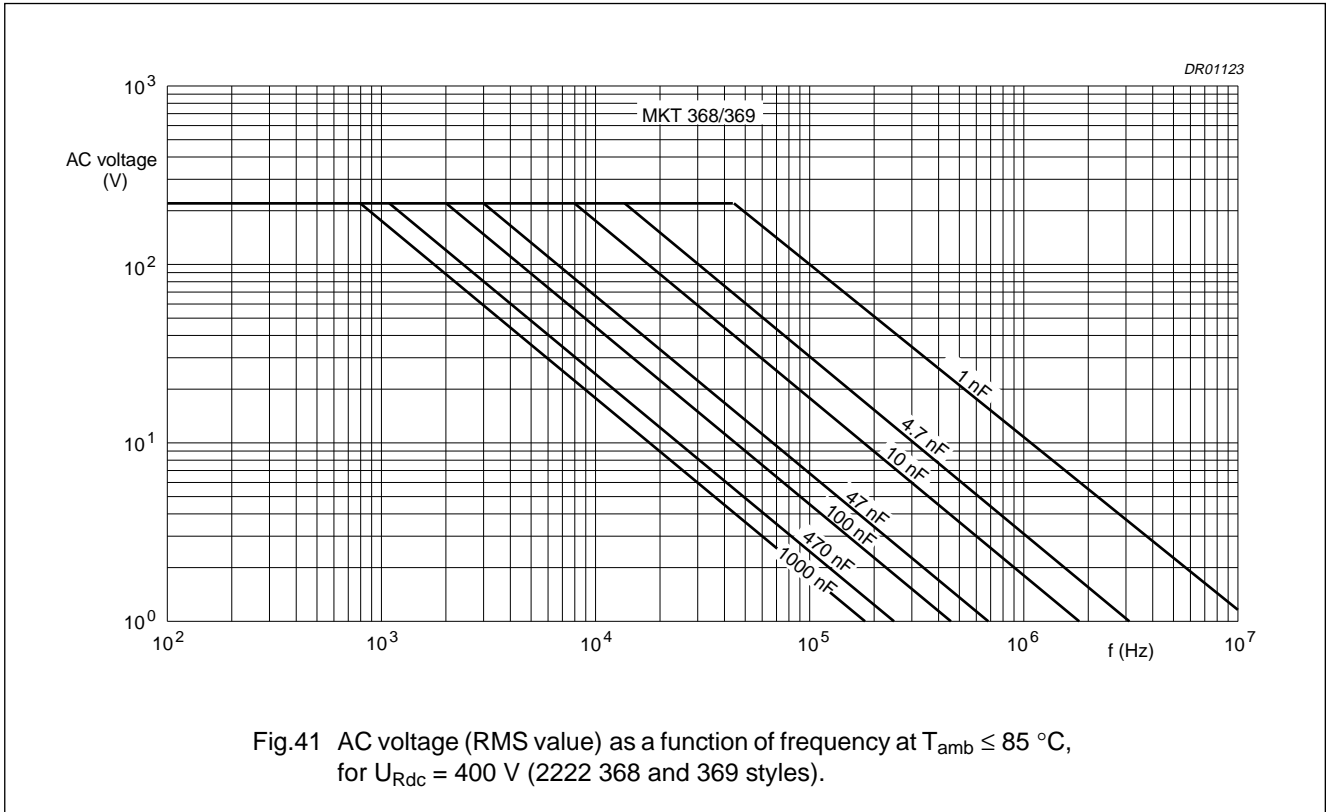
Metallized polyester film capacitors

MKT 365/366/367/368/369



Metallized polyester film capacitors

MKT 365/366/367/368/369



Metallized polyester film capacitors

MKT 365/366/367/368/369

Maximum RMS voltage (sinewave) as a function of frequency for $T_{amb} > 85\text{ }^{\circ}\text{C}$

The maximum RMS voltage in Figs 34 to 42 has to be multiplied by a factor given in Fig.43.

The power dissipation has to be checked, and must not exceed the maximum allowed power as shown in Figs 46 and 47.

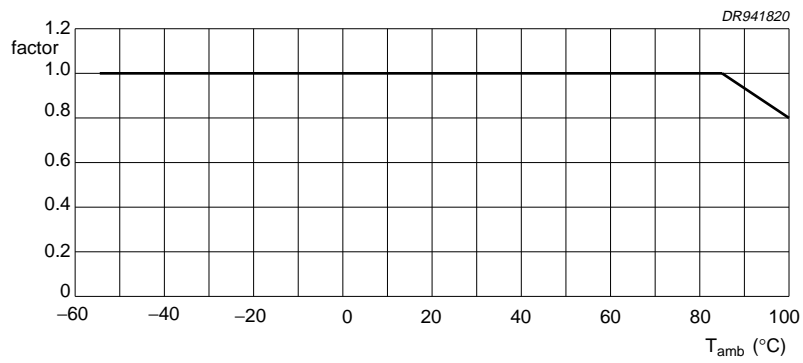


Fig.43 Multiplying factor as a function of temperature.

Metallized polyester film capacitors

MKT 365/366/367/368/369

Tangent of loss angle

CAPACITANCE	TANGENT OF LOSS ANGLE		
	at 1 kHz	at 10 kHz	at 100 kHz
$C \leq 0.1 \mu\text{F}$	$\leq 75 \times 10^{-4}$	$\leq 130 \times 10^{-4}$	$\leq 225 \times 10^{-4}$
$0.1 \mu\text{F} < C \leq 0.47 \mu\text{F}$	$\leq 75 \times 10^{-4}$	$\leq 130 \times 10^{-4}$	$\leq 300 \times 10^{-4}$
$0.47 \mu\text{F} < C \leq 1.0 \mu\text{F}$	$\leq 75 \times 10^{-4}$	$\leq 130 \times 10^{-4}$	–
$C > 1.0 \mu\text{F}$	$\leq 75 \times 10^{-4}$	$\leq 150 \times 10^{-4}$	–

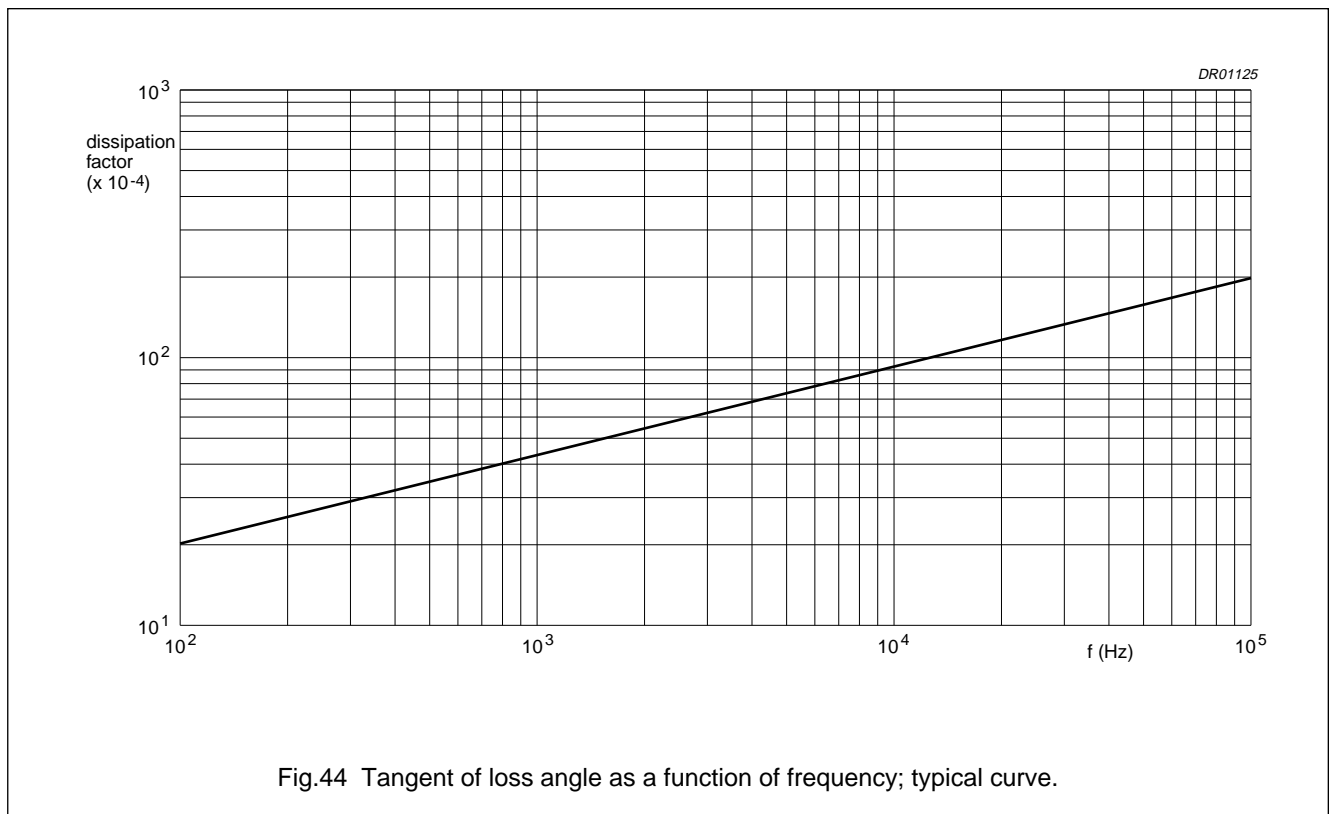


Fig.44 Tangent of loss angle as a function of frequency; typical curve.

Rated voltage pulse slope $(dU/dt)_R$

RATED VOLTAGE (V)	MAXIMUM PULSE LOAD ($V/\mu\text{s}$) AS A FUNCTION OF PRODUCT LENGTH ⁽¹⁾⁽²⁾					
	$I_{\text{max}} = 7.3$ (mm)	$I_{\text{max}} = 10$ and 10.5 (mm)	$I_{\text{max}} = 12.5$ (mm)	$I_{\text{max}} = 17.5$ (mm)	$I_{\text{max}} = 26.0$ (mm)	$I_{\text{max}} = 31.0$ (mm)
63	110	18	30	–	–	–
100	110	36	28	20	8	7
250	–	70	70	28	12	10
400	–	110	110	44	20	16
630	–	–	70	70	28	24

Notes

1. The maximum pulse load values are valid for pulse voltages equal to the rated voltage. For lower voltages the given values may be multiplied by U_{Rdc} and divided by the applied voltage.
2. If the pulse requirement is satisfied, a check must be made to ensure that the maximum dissipation is not exceeded.

Metallized polyester film capacitors

MKT 365/366/367/368/369

Insulation resistance

The insulation resistance is measured after a voltage has been applied for 1 minute \pm 5 seconds, the voltage being 10 ± 1 V for the 63 V version, 100 ± 15 V for the 100, 250 and 400 V versions and 500 ± 50 V for the 630 V version:

- R between leads for $C \leq 0.33 \mu\text{F}$:
 - 63 and 100 V versions: $>15000 \text{ M}\Omega$
 - 250, 400 and 630 V versions: $>30000 \text{ M}\Omega$
- RC between leads for $C > 0.33 \mu\text{F}$:
 - 63 V and 100 V versions: $>5000 \text{ s}$
 - 250 V, 400 V and 630 V versions: $>10000 \text{ s}$
- R between interconnected leads and case (foil method): $>30000 \text{ M}\Omega$.

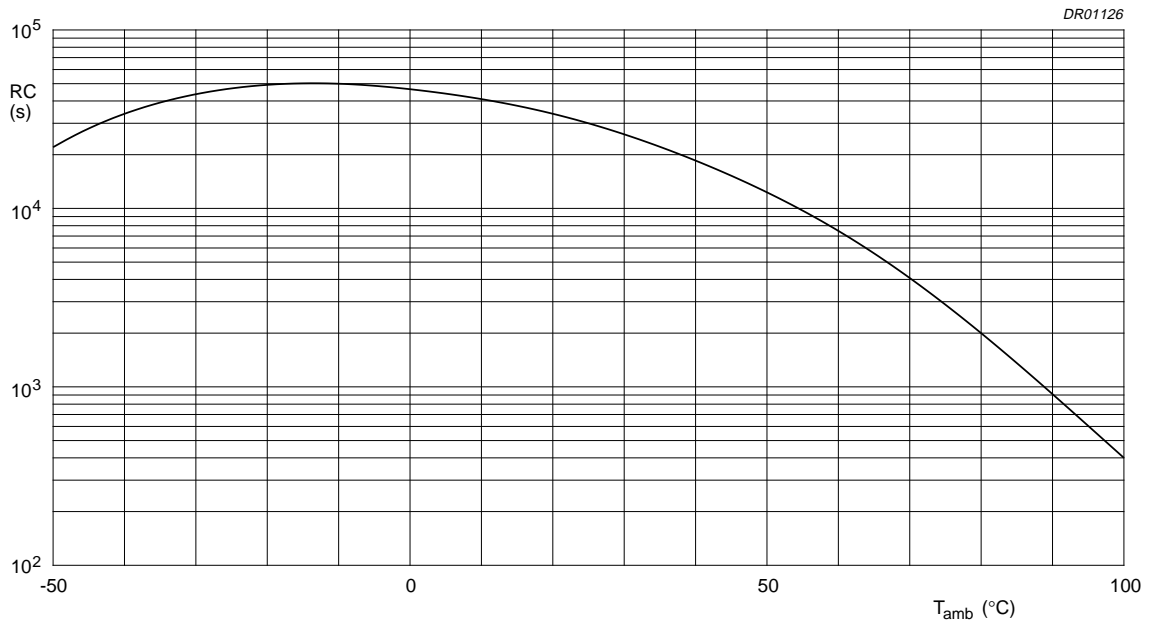


Fig.45 RC product as a function of ambient free air temperature; typical curve.

Metallized polyester film capacitors

MKT 365/366/367/368/369

Maximum dissipation

Power dissipation curves as a function of capacitor body length and thickness (see Figs 46 and 47)

b_{max} (mm)	l_{max} (mm)					
	7.3	10.0 and 10.5	12.5	17.5	26.0	30.0
3.5	1	5	–	–	–	–
4	2	6	7	9	–	–
4.5	3	6	8	10	–	–
5	4	7	9	10	15	16
5.5	5	7	10	11	16	17
6	6	8	10	11	16	17
6.5	–	9	11	12	17	18
7	–	–	–	12	17	18
7.5	–	–	–	13	18	19
8	–	–	–	13	18	20
8.5	–	–	–	14	19	20
9	–	–	–	14	19	21
9.5	–	–	–	15	20	21
10	–	–	–	15	20	22
10.5	–	–	–	–	–	23
11	–	–	–	–	–	23
11.5	–	–	–	–	–	24
12	–	–	–	–	–	24
12.5	–	–	–	–	–	25
13	–	–	–	–	–	25
13.5	–	–	–	–	–	25
14	–	–	–	–	–	25
14.5	–	–	–	–	–	26
15	–	–	–	–	–	26
15.5	–	–	–	–	–	27
16	–	–	–	–	–	27

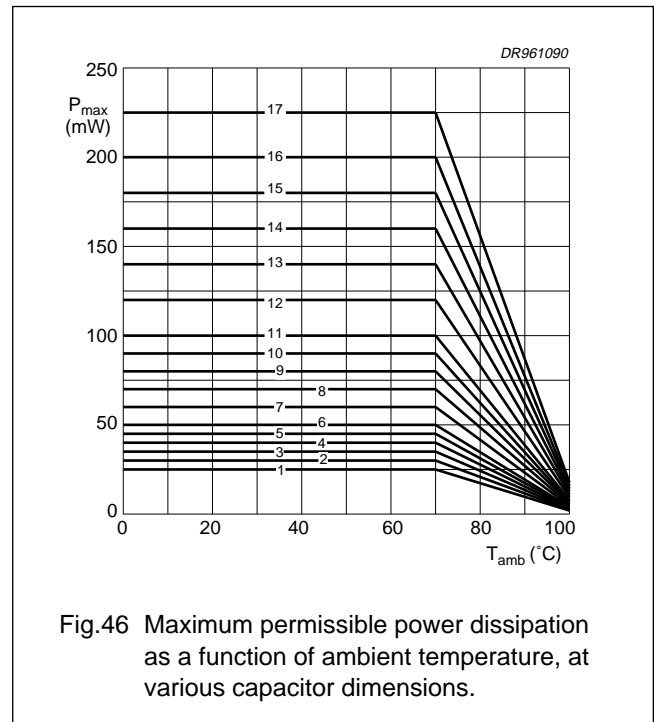


Fig.46 Maximum permissible power dissipation as a function of ambient temperature, at various capacitor dimensions.

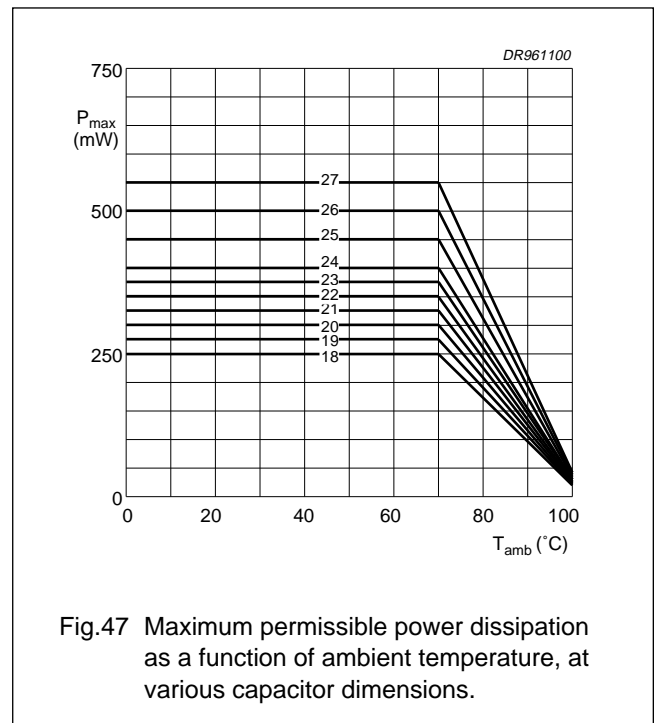


Fig.47 Maximum permissible power dissipation as a function of ambient temperature, at various capacitor dimensions.

Metallized polyester film capacitors

MKT 365/366/367/368/369

Application note

To select the capacitor for a certain application, the following conditions must be checked:

1. The peak voltage (U_p) shall not be greater than the rated DC voltage (U_{Rdc}).
2. The peak-to-peak voltage (U_{p-p}) shall not be greater than $2 \times \sqrt{2}$ times the rated AC voltage (U_{Rac}) to avoid the ionisation inception level.
3. The peak current (I_p) shall not exceed the maximum peak current, defined as maximum voltage pulse slope (dU/dt) multiplied by the capacitance:

$$I_{p\max} = C \left(\frac{dU}{dt} \right)_{\max}$$

Or the voltage pulse slope shall not exceed the rated voltage pulse slope. If the pulse voltage is lower than the rated voltage, the values (see Section "Rated voltage pulse slope (dU/dt)R" for more details) may be multiplied by U_{Rdc} and divided by the applied voltage.

4. The dissipated power shall not be greater than the maximum permissible power dissipation shown in Figs 46 and 47.
5. The free air ambient temperature for the capacitor does not exceed the category temperature.
6. Since all metallized polyethylene terephthalate film capacitors have an intrinsically active flammability risk after a capacitor breakdown (short circuit), it is recommended that for MKT styles, the power to the component is limited to 10 times the maximum allowed power dissipation (P_{\max}) during the short circuit failure mode of the capacitor.

Metallized polyester film capacitors

MKT 365/366/367/368/369

MARKING**Product marking**

CAPACITORS WITH A BODY LENGTH ≤ 7.5 mm

The capacitors are marked on the top in black ink with the following information:

1. Rated capacitance code in nF or μ F.
2. Tolerance on rated capacitance: M = $\pm 20\%$; K = $\pm 10\%$; J = $\pm 5\%$.
3. Rated (DC) voltage.

CAPACITORS WITH A BODY LENGTH 10, 10.5 OR 12.5 mm

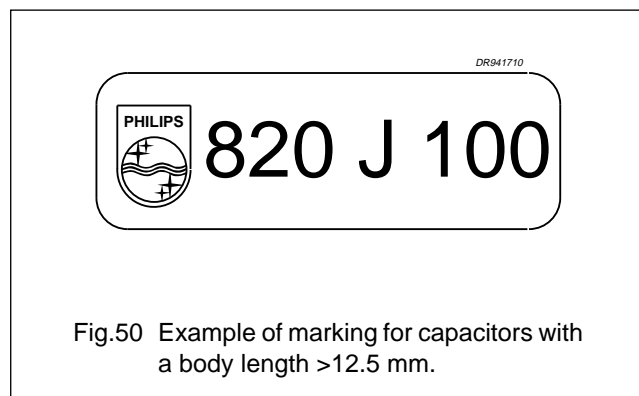
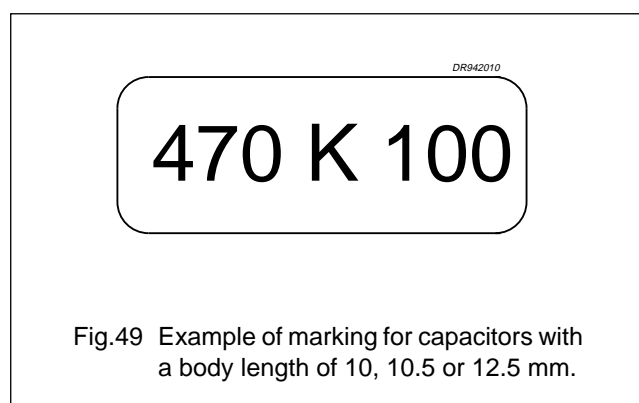
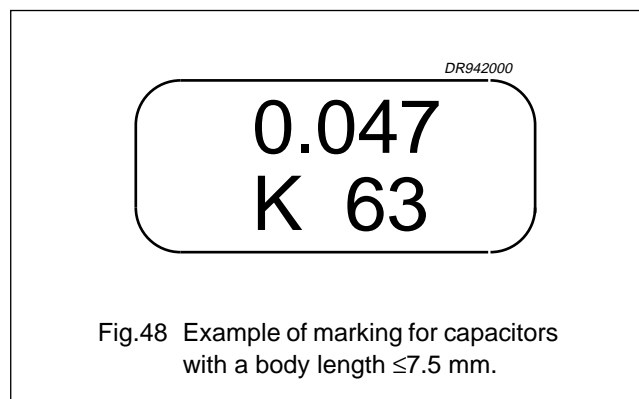
The capacitors are marked on the top in black ink with the following information:

1. Rated capacitance code in nF or μ F.
2. Tolerance on rated capacitance: K = $\pm 10\%$; J = $\pm 5\%$.
3. Rated (DC) voltage.

CAPACITORS WITH A BODY LENGTH > 12.5 mm

The capacitors are marked on the top in black ink with the following information:

1. Rated capacitance code in nF or μ F.
2. Tolerance on rated capacitance: K = $\pm 10\%$; J = $\pm 5\%$.
3. Rated (DC) voltage.
4. Manufacturer's logo.







Metallized polyester film capacitors

MKT 365/366/367/368/369

Package marking

The package containing the capacitors is marked as shown in Fig.51.

<ol style="list-style-type: none"> 1. PHILIPS COMPONENTS 2. MADE IN BELGIUM 3. METAL PETP FILM CAPACITOR 4. MKT RADIAL EPOXY LACQUERED TYPE 5. 0.39μF \pm10% 100V= 55/100/56 ULC=0.8 X ULR 6. 7.  WO: 12345678 ORIG A170 RPC HQ 1111 8.  TYPE MKT 368 9.  QTY 1000 DATE 9625 10.  CODENO 2222 368 21394 	<p>Barcode label marking</p> <table border="1"> <thead> <tr> <th>LINE</th> <th>MARKING EXPLANATION</th> </tr> </thead> <tbody> <tr> <td>1</td> <td>Manufacturer's name</td> </tr> <tr> <td>2</td> <td>Country of origin</td> </tr> <tr> <td>3</td> <td>Sub-family</td> </tr> <tr> <td>4</td> <td>Type description</td> </tr> <tr> <td>5</td> <td>Capacitance value in μF, tolerance, voltage and climatic category ("IEC 68-1")</td> </tr> <tr> <td>6</td> <td>–</td> </tr> <tr> <td>7</td> <td>Preference origin code: A Country of origin in code: 170 (Belgium) Responsible production centre: HQ Work order: WO</td> </tr> <tr> <td>8</td> <td>Product type description</td> </tr> <tr> <td>9</td> <td>Quantity and production period, year and week code</td> </tr> <tr> <td>10</td> <td>Product code (12NC)</td> </tr> </tbody> </table>	LINE	MARKING EXPLANATION	1	Manufacturer's name	2	Country of origin	3	Sub-family	4	Type description	5	Capacitance value in μ F, tolerance, voltage and climatic category ("IEC 68-1")	6	–	7	Preference origin code: A Country of origin in code: 170 (Belgium) Responsible production centre: HQ Work order: WO	8	Product type description	9	Quantity and production period, year and week code	10	Product code (12NC)
LINE	MARKING EXPLANATION																						
1	Manufacturer's name																						
2	Country of origin																						
3	Sub-family																						
4	Type description																						
5	Capacitance value in μ F, tolerance, voltage and climatic category ("IEC 68-1")																						
6	–																						
7	Preference origin code: A Country of origin in code: 170 (Belgium) Responsible production centre: HQ Work order: WO																						
8	Product type description																						
9	Quantity and production period, year and week code																						
10	Product code (12NC)																						

CCA337

Fig.51 Barcode label.

Metallized polyester film capacitors

MKT 365/366/367/368/369

QUICK REFERENCE TEST REQUIREMENTS (see note 1)

TEST	PROCEDURE (quick reference)	REQUIREMENTS
Robustness of leads		
Tensile and bending: "IEC 68-2-21"		no visible damage legible marking
Resistance to soldering heat: "IEC 68-2-20"	solder bath: 260 °C; 10 s	$ \Delta C/C \leq 2\%$
Component solvent resistance	isopropyl alcohol; 23 °C; 5 minutes	$\Delta \tan \delta \leq 30 \times 10^{-4}$; note 2
Robustness of component		
Vibration: "IEC 68-2-6"	10 to 55 Hz; amplitude 0.75 mm or acceleration 98 m/s ² ; 6 hours	$ \Delta C/C \leq 3\%$
Shock: "IEC 68-2-27"	half sinewave; 490 m/s ² ; 11 ms	$\Delta \tan \delta \leq 30 \times 10^{-4}$; note 2
Climatic sequence		
Dry heat: "IEC 68-2-2"	16 hours; 100 °C	$ \Delta C/C \leq 5\%$
Damp heat cyclic, first cycle: "IEC 68-2-30":		$\Delta \tan \delta \leq 50 \times 10^{-4}$; note 2
Cold: "IEC 68-2-1"	2 hours; -55 °C	$R_{ins} \geq 50\%$ of specified value
Damp heat, remaining cycles: "IEC 68-2-30"		
Other applicable tests		
Damp heat steady state: "IEC 68-2-3"	56 days; 40 °C; 90 to 95% RH	$ \Delta C/C \leq 5\%$
		$\Delta \tan \delta \leq 50 \times 10^{-4}$; note 2
		$R_{ins} \geq 50\%$ of specified value
Endurance (DC): "IEC 384-2"	2000 hours: 1.25 × U _{Rdc} ; 85 °C 1.25 × U _{Cdc} ; 100 °C	$ \Delta C/C \leq 5\%$
		$\Delta \tan \delta \leq 30 \times 10^{-4}$; note 2
		$R_{ins} \geq 50\%$ of specified value
Heat storage: "IEC 384-2"	2000 hours; 100 °C	$ \Delta C/C \leq 3\%$
		$\Delta \tan \delta \leq 30 \times 10^{-4}$; note 2
Resistance to soldering heat with preheating: "IEC 384-2"	body temperature: 100 °C; bath temperature: 260 °C; dwell time: 5 s	$ \Delta C/C \leq 2\%$ (C ≤ 10 nF) $ \Delta C/C \leq 1\%$ (C > 10 nF)
		$\Delta \tan \delta \leq 30 \times 10^{-4}$; note 2

Notes

1. sFor detailed information, see "Type specification".
2. Measuring frequency 10 kHz.