


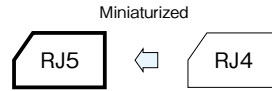
## 105°C Miniature Capacitors

GREEN CAP

105°C  
1000hours

Anti-cleaning solvent  
250V Max.

• Case size is one rank smaller than Series RJ4.



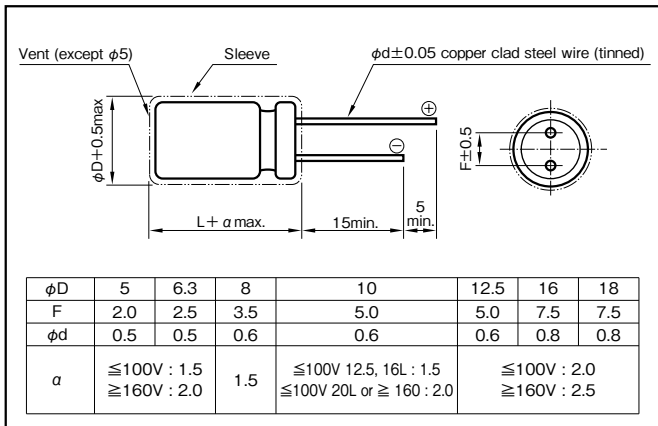
Marking color : White print on a black sleeve

### Specifications

Item	Performance																																																							
Category temperature range (°C)	-55~+105	-40~+105																																																						
Rated voltage (V)	6.3~100	160~450																																																						
Tolerance at rated capacitance (%)	±20 (20°C, 120Hz)																																																							
Leakage current (µA)	Less than 0.03CV or 4 whichever is larger (after 1 minute) Less than 0.01CV or 3 whichever is larger (after 2 minutes)																																																							
	CV ≤ 1000 : Less than 0.1CV+40 (after 1 minute) CV > 1000 : Less than 0.04CV+100 (after 1 minute)																																																							
C : Rated capacitance (µF) ; V : Rated voltage (V) (20°C)																																																								
Tangent of loss angle (tanδ)	<table border="1"> <tr> <th>Rated voltage (V)</th> <td>6.3</td><td>10</td><td>16</td><td>25</td><td>35</td><td>50</td><td>63</td><td>100</td><td>160</td><td>200</td><td>250</td><td>315</td><td>350</td><td>400</td><td>450</td> </tr> <tr> <th>tan δ (max.)</th> <td>0.34</td><td>0.26</td><td>0.20</td><td>0.16</td><td>0.14</td><td>0.12</td><td>0.10</td><td>0.08</td><td>0.20</td><td>0.20</td><td>0.20</td><td>0.24</td><td>0.24</td><td>0.24</td><td>0.24</td> </tr> </table>																Rated voltage (V)	6.3	10	16	25	35	50	63	100	160	200	250	315	350	400	450	tan δ (max.)	0.34	0.26	0.20	0.16	0.14	0.12	0.10	0.08	0.20	0.20	0.20	0.24	0.24	0.24	0.24								
	Rated voltage (V)	6.3	10	16	25	35	50	63	100	160	200	250	315	350	400	450																																								
tan δ (max.)	0.34	0.26	0.20	0.16	0.14	0.12	0.10	0.08	0.20	0.20	0.20	0.24	0.24	0.24	0.24																																									
0.02 is added to every 1000µF increase over 1000µF. (20°C, 120Hz)																																																								
Characteristics at high and low temperature	<table border="1"> <tr> <th>Rated voltage (V)</th> <td>6.3</td><td>10</td><td>16</td><td>25</td><td>35</td><td>50</td><td>63</td><td>100</td><td colspan="2">160 to 250</td><td colspan="2">315 to 450</td> </tr> <tr> <th rowspan="2">Impedance ratio (max.)</th> <td colspan="2">Z-25°C/Z+20°C</td> <td>5</td><td>4</td><td>3</td><td>2</td><td>2</td><td>2</td><td>2</td><td colspan="2">4</td><td colspan="2">4</td> </tr> <tr> <td colspan="2">Z-40°C/Z+20°C</td> <td>10</td><td>8</td><td>6</td><td>4</td><td>3</td><td>3</td><td>3</td><td colspan="2">15</td><td colspan="2">10</td> </tr> </table>																Rated voltage (V)	6.3	10	16	25	35	50	63	100	160 to 250		315 to 450		Impedance ratio (max.)	Z-25°C/Z+20°C		5	4	3	2	2	2	2	4		4		Z-40°C/Z+20°C		10	8	6	4	3	3	3	15		10	
	Rated voltage (V)	6.3	10	16	25	35	50	63	100	160 to 250		315 to 450																																												
Impedance ratio (max.)	Z-25°C/Z+20°C		5	4	3	2	2	2	2	4		4																																												
	Z-40°C/Z+20°C		10	8	6	4	3	3	3	15		10																																												
(120Hz)																																																								
Endurance (105°C) (Applied ripple current)	Test time		2000 hours (φ5 to φ8, 100V or less : 1000 hours)																																																					
	Leakage current		The initial specified value or less																																																					
	Percentage of capacitance change		Within ±20% of initial value																																																					
	Tangent of the loss angle		200% or less of the initial specified value																																																					
Shelf life (105°C)	Test time : 1000 hours ; other items are the same as those for the endurance. Voltage application treatment : According to JIS C5101 -1																																																							
Applicable standards	JIS C5101-1, -4 1998 (IEC 60384-1 1992, -4 1985)																																																							

### Outline Drawing

Unit : mm



### Coefficient of Frequency for Rated Ripple Current

Rated voltage (V)	Rated capacitance (µF)	Frequency (Hz)				
		50 · 60	120	1k	10k	100k
6.3 to 100	1 to 47	0.8	1	1.5	1.7	2.0
	100 to 220	0.8	1	1.2	1.3	1.4
	330 to 1000	0.8	1	1.2	1.2	1.3
	2200 to 22000	0.8	1	1.1	1.1	1.1
160 to 450	1 to 470	0.8	1	1.3	1.4	1.6

### Part numbering system (example : 10V1000µF)

RJ5	—	10	V	102	M	H3	#	□	—	□
Series code		Rated voltage symbol		Rated capacitance symbol	Capacitance tolerance symbol	Casing symbol		Optional symbol		Taping/Forming symbol

In the case of 160V or beyond, should put in optional symbol "B".

### Casing symbol

Size φD×L (mm)	Casing Symbol	Size φD×L (mm)	Casing Symbol	Size φD×L (mm)	Casing Symbol	Size φD×L (mm)	Casing Symbol
5×11	E3	10×12.5	H3	16×20	J5	18×20	K5
6.3×11	F3	10×16	H4	16×25	J6	18×25	K6
8×11.5	G3	10×20	H5	16×31.5	J7	18×31.5	K7
—	—	12.5×20	I5	16×35.5	J8	18×35.5	K8
—	—	12.5×25	I6	—	—	18×40	K9

Standard Ratings

Rated voltage (V)	Item	6.3		10		16		25		35		50		63		100	
		Case	Rated ripple current	Case	Rated ripple current	Case	Rated ripple current	Case	Rated ripple current	Case	Rated ripple current	Case	Rated ripple current	Case	Rated ripple current	Case	Rated ripple current
		φD×L (mm)	mArms	φD×L (mm)	mArms	φD×L (mm)	mArms	φD×L (mm)	mArms	φD×L (mm)	mArms	φD×L (mm)	mArms	φD×L (mm)	mArms	φD×L (mm)	mArms
1	—	—	—	—	—	—	—	—	—	—	—	5×11	15	—	—	5×11	15
2.2	—	—	—	—	—	—	—	—	—	—	—	5×11	22	—	—	5×11	21
3.3	—	—	—	—	—	—	—	—	—	—	—	5×11	27	—	—	5×11	29
4.7	—	—	—	—	—	—	—	—	—	—	—	5×11	32	—	—	5×11	32
10	—	—	—	—	—	—	—	—	—	—	—	5×11	47	—	—	5×11	50
22	—	—	—	—	—	—	—	—	—	—	—	5×11	70	5×11	71	6.3×11	93
33	—	—	—	—	—	—	—	—	—	—	—	5×11	90	6.3×11	100	8×11.5	130
47	—	—	—	—	—	—	—	—	—	5×11	93	6.3×11	115	6.3×11	120	8×11.5	140
68	—	—	—	—	—	—	—	—	—	6.3×11	110	6.3×11	150	8×11.5	155	10×12.5	190
100	—	—	—	—	—	—	—	5×11	125	6.3×11	151	8×11.5	190	8×11.5	200	10×16	240
220	—	—	5×11	155	6.3×11	190	6.3×11	200	8×11.5	270	10×12.5	314	10×16	335	12.5×20	390	
330	—	—	6.3×11	210	6.3×11	225	8×11.5	310	10×12.5	384	10×16	421	10×20	510	—	—	
470	—	—	6.3×11	250	8×11.5	323	10×12.5	429	10×16	470	10×20	540	12.5×20	640	16×25	715	
1000	8×11.5	398	10×12.5	460	10×12.5	500	10×16	610	12.5×20	857	12.5×25	1000	16×25	930	18×35.5	960	
2200	10×16	635	10×16	705	10×20	710	12.5×25	1180	16×25	1380	16×31.5	1410	18×35.5	1650	—	—	
3300	10×20	882	12.5×20	1010	12.5×25	1200	16×25	1440	16×31.5	1500	18×35.5	1990	—	—	—	—	
4700	12.5×20	1120	12.5×25	1260	16×25	1500	16×25	1570	16×35.5	1780	—	—	—	—	—	—	
6800	12.5×25	1380	16×25	1570	16×25	1600	16×35.5	1850	18×40	2000	—	—	—	—	—	—	
10000	16×25	1750	16×31.5	1820	16×35.5	1930	18×40	2000	—	—	—	—	—	—	—	—	
15000	16×31.5	1820	16×35.5	2050	18×40	2210	—	—	—	—	—	—	—	—	—	—	
22000	18×35.5	2280	18×40	2420	—	—	—	—	—	—	—	—	—	—	—	—	

Rated voltage (V)	Item	160		200		250		315		350		400		450	
		Case	Rated ripple current	Case	Rated ripple current	Case	Rated ripple current	Case	Rated ripple current	Case	Rated ripple current	Case	Rated ripple current	Case	Rated ripple current
		φD×L (mm)	(mArms)	φD×L (mm)	(mArms)	φD×L (mm)	(mArms)	φD×L (mm)	(mArms)	φD×L (mm)	(mArms)	φD×L (mm)	(mArms)	φD×L (mm)	(mArms)
1	—	—	—	—	—	—	—	—	—	—	—	—	—	6.3×11	12
2.2	—	—	—	—	—	—	—	6.3×11	21	6.3×11	21	—	—	8×11.5	20
3.3	—	—	—	—	6.3×11	35	6.3×11	26	6.3×11	26	—	—	10×12.5	41	
4.7	—	—	6.3×11	42	6.3×11	42	8×11.5	35	8×11.5	35	8×11.5	35	10×12.5	49	
10	6.3×11	61	8×11.5	72	8×11.5	72	10×16	74	10×16	67	10×16	67	10×20	86	
22	10×12.5	125	10×16	135	10×16	135	12.5×20	135	12.5×20	140	12.5×20	140	12.5×25	170	
33	10×16	170	10×20	185	12.5×20	210	12.5×25	195	12.5×25	195	12.5×25	195	16×20	225	
47	10×20	220	—	—	12.5×20	250	—	—	—	—	16×25	350	16×25	296	
68	12.5×25	330	12.5×20	305	16×20	355	18×20	350	16×31.5	390	16×31.5	460	16×31.5	390	
100	16×20	430	12.5×25	400	16×25	465	16×35.5	500	16×35.5	500	18×25	380	18×25	380	
120	16×25	510	16×20	430	18×20	465	18×25	460	18×25	460	18×31.5	505	18×35.5	540	
150	16×25	570	16×25	510	16×31.5	560	18×31.5	560	18×31.5	560	18×35.5	588	18×40	615	
180	18×25	675	16×20	510	18×20	510	16×31.5	560	18×31.5	560	18×35.5	588	18×40	615	
220	18×25	745	16×25	570	18×25	615	18×25	615	18×35.5	648	18×40	688	—	—	
330	—	—	16×31.5	685	18×31.5	735	18×40	750	—	—	—	—	—	—	
470	18×40	1300	18×25	675	16×35.5	790	18×35.5	855	—	—	—	—	—	—	
470	18×40	1300	18×31.5	810	—	—	—	—	—	—	—	—	—	—	

(Note) Rated ripple current : 105° C, 120Hz ; ESR. : 20° C, 120Hz