

OCVZ Series

Features

- 105°C, 2,000 hours assured
- Ultra low ESR with large permissible ripple current
- RoHS Compliance

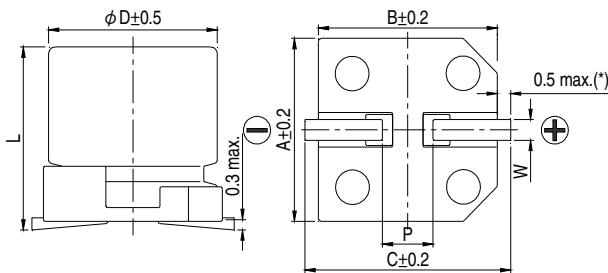


Marking color: Blue

Specifications

| Items | Performance | | | | | | | | | | |
|--|--|-----------------------------------|------------------------------|--------------------|------------------------------|-----------------|-----------------------------------|-----------------|-----------------------------------|-----------------|------------------------|
| Category Temperature Range | -55°C ~ +105°C | | | | | | | | | | |
| Capacitance Tolerance | ±20% (at 120 Hz, 20°C) | | | | | | | | | | |
| Leakage Current (at 20°C)* | Rated voltage applied, after 2 minutes at 20°C. See Standard Ratings | | | | | | | | | | |
| Tanδ (at 120 Hz, 20°C) | See Standard Ratings | | | | | | | | | | |
| ESR (at 100k ~ 300k Hz, 20°C) | See Standard Ratings | | | | | | | | | | |
| Endurance | <table border="1"> <tr> <td>Test Time</td> <td>2,000 Hrs</td> </tr> <tr> <td>Capacitance Change</td> <td>Within ±20% of initial value</td> </tr> <tr> <td>Tanδ</td> <td>Less than 150% of specified value</td> </tr> <tr> <td>ESR</td> <td>Less than 150% of specified value</td> </tr> <tr> <td>Leakage Current</td> <td>Within specified value</td> </tr> </table> | Test Time | 2,000 Hrs | Capacitance Change | Within ±20% of initial value | Tanδ | Less than 150% of specified value | ESR | Less than 150% of specified value | Leakage Current | Within specified value |
| | Test Time | 2,000 Hrs | | | | | | | | | |
| | Capacitance Change | Within ±20% of initial value | | | | | | | | | |
| | Tanδ | Less than 150% of specified value | | | | | | | | | |
| | ESR | Less than 150% of specified value | | | | | | | | | |
| Leakage Current | Within specified value | | | | | | | | | | |
| * The above specifications shall be satisfied when the capacitors are restored to 20°C after the rated voltage applied for 2,000 hours at 105°C. | | | | | | | | | | | |
| Moisture Resistance | <table border="1"> <tr> <td>Test Time</td> <td>1,000 Hrs</td> </tr> <tr> <td>Capacitance Change</td> <td>Within ±20% of initial value</td> </tr> <tr> <td>Tanδ</td> <td>Less than 150% of specified value</td> </tr> <tr> <td>ESR</td> <td>Less than 150% of specified value</td> </tr> <tr> <td>Leakage Current</td> <td>Within specified value</td> </tr> </table> | Test Time | 1,000 Hrs | Capacitance Change | Within ±20% of initial value | Tanδ | Less than 150% of specified value | ESR | Less than 150% of specified value | Leakage Current | Within specified value |
| | Test Time | 1,000 Hrs | | | | | | | | | |
| | Capacitance Change | Within ±20% of initial value | | | | | | | | | |
| | Tanδ | Less than 150% of specified value | | | | | | | | | |
| | ESR | Less than 150% of specified value | | | | | | | | | |
| Leakage Current | Within specified value | | | | | | | | | | |
| * The above specifications shall be satisfied when the capacitors are restored to 20°C after subjecting them at 60°C, 90 ~ 95% RH for 1,000 hours. Leakage current should be tested voltage treatment*. | | | | | | | | | | | |
| Resistance to Soldering Heat * (Please refer to page 26 for reflow soldering conditions) | <table border="1"> <tr> <td>Capacitance Change</td> <td>Within ±10% of initial value</td> </tr> <tr> <td>Tanδ</td> <td>Within specified value</td> </tr> <tr> <td>ESR</td> <td>Within specified value</td> </tr> <tr> <td>Leakage Current</td> <td>Within specified value</td> </tr> </table> | Capacitance Change | Within ±10% of initial value | Tanδ | Within specified value | ESR | Within specified value | Leakage Current | Within specified value | | |
| | Capacitance Change | Within ±10% of initial value | | | | | | | | | |
| | Tanδ | Within specified value | | | | | | | | | |
| | ESR | Within specified value | | | | | | | | | |
| Leakage Current | Within specified value | | | | | | | | | | |
| * For any doubt about measured values, measure the leakage current again after the following voltage treatment. Voltage treatment: DC rated voltage is applied to the capacitors for 2 hours at 105 °C. | | | | | | | | | | | |
| Ripple Current and Frequency Multipliers | <table border="1"> <tr> <th>Frequency (Hz)</th> <th>120 ≤ f < 1k</th> <th>1k ≤ f < 10k</th> <th>10k ≤ f < 100k</th> <th>100k ≤ f < 500k</th> </tr> <tr> <td>Multiplier</td> <td>0.05</td> <td>0.3</td> <td>0.7</td> <td>1.0</td> </tr> </table> | Frequency (Hz) | 120 ≤ f < 1k | 1k ≤ f < 10k | 10k ≤ f < 100k | 100k ≤ f < 500k | Multiplier | 0.05 | 0.3 | 0.7 | 1.0 |
| | Frequency (Hz) | 120 ≤ f < 1k | 1k ≤ f < 10k | 10k ≤ f < 100k | 100k ≤ f < 500k | | | | | | |
| Multiplier | 0.05 | 0.3 | 0.7 | 1.0 | | | | | | | |

Diagram of Dimensions



Lead Spacing and Diameter

Unit: mm

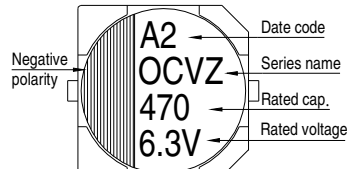
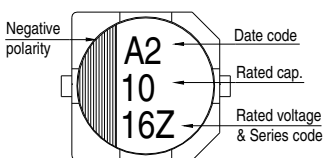
| φD | L | A | B | C | W | P ± 0.2 |
|-----|----------------|------|------|------|-----------|---------|
| 5 | 5.7 ± 0.3 | 5.3 | 5.3 | 5.9 | 0.5 ~ 0.8 | 1.5 |
| 6.3 | 4.4 ± 0.2 | 6.6 | 6.6 | 7.2 | 0.5 ~ 0.8 | 2.0 |
| 6.3 | 5.9 +0.1/-0.3 | 6.6 | 6.6 | 7.2 | 0.5 ~ 0.8 | 2.0 |
| 6.3 | 7.7 ± 0.3 | 6.6 | 6.6 | 7.2 | 0.5 ~ 0.8 | 2.0 |
| 8 | 6.7 ± 0.3 | 8.3 | 8.3 | 9.0 | 0.7 ~ 1.1 | 3.1 |
| 8 | 10.0 ± 0.5 | 8.3 | 8.3 | 9.0 | 0.7 ~ 1.1 | 3.1 |
| 8 | 12.0 ± 0.5 | 8.3 | 8.3 | 9.0 | 0.7 ~ 1.1 | 3.1 |
| 10 | 7.7 ± 0.3 | 10.3 | 10.3 | 11.0 | 0.7 ~ 1.3 | 4.7 |
| 10 | 9.9 +0.1/-0.3 | 10.3 | 10.3 | 11.0 | 0.7 ~ 1.3 | 4.7 |
| 10 | 12.6 +0.1/-0.4 | 10.3 | 10.3 | 11.0 | 0.7 ~ 1.3 | 4.7 |

(*): For 5 ~ 6.3φ is 0.4 max.

Marking

φD = 5 ~ 6.3

φD = 8 ~ 10





Dimension: ϕ D×L(mm)
Ripple Current: mA/rms at 100k Hz, 105°C

Standard Ratings

| Rated Volt. (V) | Surge Voltage (V) | Capacitance (μF) | Size ϕ D×L(mm) | Tanδ (120 Hz, 20°C) | L C (μA) | E S R (mΩ/at 100k ~ 300k Hz, 20°C max.) | Rated R. C. (mA/rms at 100k Hz, 105°C) |
|-----------------|-------------------|------------------|---------------------|---------------------|----------|---|--|
| 2.5V (0E) | 2.9 | 180 | 5 × 5.7 | 0.12 | 300 | 19 | 2,800 |
| | | 330 | 6.3 × 4.4 | | 500 | 16 | 3,180 |
| | | 390 | 6.3 × 5.9 | | 300 | 14 | 3,160 |
| | | 560 | 6.3 × 5.9 | | 300 | 16 | 3,500 |
| | | | 6.3 × 7.7 | | 420 | 9 | 4,200 |
| | | 680 | 8 × 6.7 | 0.15 | 500 | 20 | 3,370 |
| | | 820 | 8 × 12 | 0.12 | 500 | 9 | 5,380 |
| | | 1,200 | 10 × 7.7 | 0.12 | 600 | 13 | 4,450 |
| | | 1,500 | 8 × 12 | 0.15 | 750 | 12 | 5,150 |
| | | 2,200 | 10 × 9.9 | 0.12 | 1,100 | 10 | 5,500 |
| 2,700 | 10 × 12.6 | 0.15 | 1,350 | 9 | 5,600 | | |
| 4V (0G) | 4.6 | 150 | 5 × 5.7 | 0.12 | 300 | 20 | 2,730 |
| | | 270 | 6.3 × 5.9 | | | 15 | 3,160 |
| | | 330 | 6.3 × 5.9 | | | 15 | 3,160 |
| | | 390 | 6.3 × 7.7 | | 468 | 9 | 4,200 |
| | | 560 | 8 × 6.7 | | 500 | 22 | 3,220 |
| | | | 8 × 12 | 0.15 | 500 | 9 | 5,380 |
| | | 1,000 | 10 × 7.7 | 0.12 | 800 | 14 | 4,300 |
| | | 1,200 | 8 × 12 | 0.15 | 960 | 12 | 4,700 |
| | | | 10 × 9.9 | 0.12 | 960 | 10 | 5,500 |
| | | 1,500 | 8 × 12 | 0.15 | 1,200 | 12 | 4,700 |
| | | | 10 × 9.9 | 0.12 | 1,200 | 10 | 5,500 |
| | | 1,800 | 10 × 9.9 | | 1,440 | 10 | 5,500 |
| | | | 10 × 12.6 | 1,440 | 9 | 5,600 | |
| 2,200 | 10 × 12.6 | 0.15 | 1,760 | 9 | 5,700 | | |
| 6.3V (0J) | 7.2 | 120 | 5 × 5.7 | 0.12 | 300 | 21 | 2,660 |
| | | 220 | 6.3 × 4.4 | | 500 | 18 | 3,000 |
| | | | 6.3 × 5.9 | | 300 | 15 | 3,160 |
| | | 330 | 6.3 × 5.9 | | 415 | 17 | 3,390 |
| | | | 6.3 × 7.7 | | 623 | 9 | 4,200 |
| | | 390 | 8 × 6.7 | 0.15 | 491 | 22 | 3,220 |
| | | 820 | 8 × 12 | 0.12 | 1,033 | 13 | 4,700 |
| | | | 10 × 7.7 | | 1,033 | 14 | 4,300 |
| | | 1,200 | 10 × 9.9 | 0.12 | 1,512 | 12 | 5,025 |
| | | 1,500 | 10 × 9.9 | 0.15 | 1,890 | 12 | 5,025 |
| 10 × 12.6 | 1,890 | | 10 | | 5,560 | | |
| 1,800 | 10 × 12.6 | 0.15 | 2,268 | 11 | 5,200 | | |
| 10V (1A) | 12.0 | 68 | 5 × 5.7 | 0.12 | 300 | 23 | 2,540 |
| | | 120 | 6.3 × 5.9 | | 300 | 22 | 2,600 |
| | | 150 | 6.3 × 7.7 | | 450 | 15 | 3,400 |
| | | 220 | 8 × 6.7 | | 440 | 22 | 3,220 |
| | | 270 | 8 × 6.7 | | 500 | 22 | 3,220 |
| | | 390 | 8 × 10 | | 780 | 17 | 4,000 |
| | | 470 | 10 × 7.7 | | 940 | 19 | 3,800 |
| | | 680 | 10 × 9.9 | | 1,056 | 13 | 4,820 |



Dimension: ϕ D×L(mm)
Ripple Current: mA/rms at 100k Hz, 105°C

Standard Ratings

| Rated Volt. (V) | Surge Voltage (V) | Capacitance (μF) | Size ϕ D×L(mm) | Tanδ (120 Hz, 20°C) | L C (μA) | E S R (mΩ/at 100k ~ 300k Hz, 20°C max.) | Rated R. C. (mA/rms at 100k Hz, 105°C) | | |
|-----------------|-------------------|------------------|---------------------|---------------------|-----------|---|--|-------|-------|
| 16V (1C) | 18.0 | 39 | 5 × 5.7 | 0.12 | 300 | 27 | 2,350 | | |
| | | | 6.3 × 5.9 | | | 24 | 2,460 | | |
| | | 68 | 6.3 × 5.9 | | | 25 | 2,440 | | |
| | | | 82 | | 6.3 × 7.7 | 24 | 2,700 | | |
| | | 100 | | | 6.3 × 5.9 | 320 | 24 | 2,490 | |
| | | | 6.3 × 7.7 | | 2,700 | | | | |
| | | 120 | 8 × 6.7 | | 384 | 24 | 3,010 | | |
| | | | | | | 150 | 500 | 22 | 3,220 |
| | | 180 | 8 × 10 | | 576 | | 18 | 3,890 | |
| | | | | | | 220 | 8 × 10 | 704 | 18 |
| | | 10 × 7.7 | 704 | | 22 | | 3,450 | | |
| | | 270 | 8 × 12 | | 864 | 0.15 | 12 | 4,850 | |
| | | | | | | 330 | 10 × 9.9 | 0.12 | 1,056 |
| | | 470 | 10 × 12.6 | | 1,056 | | 0.15 | 1,504 | 12 |
| | | | | | | 820 | 0.15 | 1,504 | 10 |
| 1,000 | 10 × 12.6 | 2,624 | 0.12 | 2,624 | 12 | | 5,400 | | |
| | | | 0.12 | 3,200 | 12 | 5,400 | | | |
| 20V(1D) | 23.0 | 120 | 6.3 × 5.9 | 0.12 | 480 | 25 | 3,200 | | |
| | | | 8 × 12 | | | 1,560 | 14 | 4,950 | |
| | | 560 | 10 × 9.9 | | 2,240 | 18 | 4,100 | | |
| | | | 10 × 12.6 | | 2,240 | 12 | 5,600 | | |
| 25V(1E) | 29.0 | 56 | 6.3 × 5.9 | 0.12 | 280 | 30 | 2,800 | | |
| | | | 8 × 12 | | | 900 | 16 | 4,650 | |
| | | 220 | 10 × 9.9 | | 1,100 | 20 | 3,800 | | |
| | | | 10 × 12.6 | | 1,650 | 14 | 5,000 | | |
| 35V(1V) | 40.0 | 22 | 6.3 × 5.9 | 0.12 | 154 | 35 | 2,600 | | |
| | | | 8 × 12 | | | 574 | 20 | 4,000 | |
| | | 120 | 10 × 12.6 | | 840 | 18 | 4,400 | | |

Part Numbering System

OCVZ Series 820μF ±20% 6.3V Carrier Tape 10 ϕ × 7.7L Pb-free and PET coating case

OVZ **821** **M** **0J** **TR** - **1008**

Series Name Capacitance Capacitance Tolerance Rated Voltage Package Type Terminal Type Case size Lead Wire and Coating Type

Note: For more details, please refer to "Part Numbering System (SMD Type)" on page 15.

Mouser Electronics

Authorized Distributor

Click to View Pricing, Inventory, Delivery & Lifecycle Information:

[Lelon:](#)

[OCVZ221M0JTR-0604](#) [OVZ680M1CTR-0606](#) [OVZ271M1CTR-0807](#) [OVZ220M1CTR-0506](#) [OVZ470M1ETR-0812](#)