

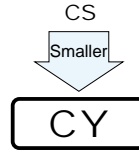


ALUMINUM ELECTROLYTIC CAPACITORS

CY series Miniature Sized, High Ripple Current, High Reliability



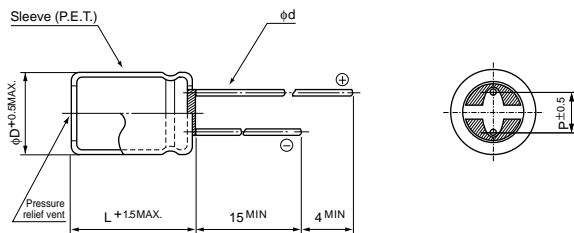
- High ripple current and Long Life product withstanding load life of 8000 to 10000 hours at +105°C.
- Suited for ballast application.
- Compliant to the RoHS directive (2002/95/EC).



Specifications

Item	Performance Characteristics																		
Category Temperature Range	-40 to +105°C																		
Rated Voltage Range	160 to 400V																		
Rated Capacitance Range	6.8 to 560µF																		
Capacitance Tolerance	±20% at 120Hz, 20°C																		
Leakage Current	After 1 minute's application of rated voltage, leakage current is not more than 0.04CV+100 (µA)																		
Tangent of loss angle (tan δ)	Measurement frequency : 120Hz, Temperature : 20°C																		
	<table border="1"> <tr> <td>Rated voltage (V)</td> <td>160</td> <td>200</td> <td>250</td> <td>350</td> <td>400</td> </tr> <tr> <td>tan δ (MAX.)</td> <td>0.20</td> <td>0.20</td> <td>0.20</td> <td>0.24</td> <td>0.24</td> </tr> </table>	Rated voltage (V)	160	200	250	350	400	tan δ (MAX.)	0.20	0.20	0.20	0.24	0.24						
Rated voltage (V)	160	200	250	350	400														
tan δ (MAX.)	0.20	0.20	0.20	0.24	0.24														
Stability at Low Temperature	Measurement frequency : 120Hz																		
	<table border="1"> <tr> <td>Rated voltage (V)</td> <td>160</td> <td>200</td> <td>250</td> <td>350</td> <td>400</td> </tr> <tr> <td rowspan="2">Impedance ratio ZT / Z20 (MAX.)</td> <td>Z-25°C / Z+20°C</td> <td>3</td> <td>3</td> <td>3</td> <td>5</td> <td>5</td> </tr> <tr> <td>Z-40°C / Z+20°C</td> <td>6</td> <td>6</td> <td>6</td> <td>6</td> <td>6</td> </tr> </table>	Rated voltage (V)	160	200	250	350	400	Impedance ratio ZT / Z20 (MAX.)	Z-25°C / Z+20°C	3	3	3	5	5	Z-40°C / Z+20°C	6	6	6	6
Rated voltage (V)	160	200	250	350	400														
Impedance ratio ZT / Z20 (MAX.)	Z-25°C / Z+20°C	3	3	3	5	5													
	Z-40°C / Z+20°C	6	6	6	6	6													
Endurance	<p>The specifications listed at right shall be met when the capacitors are restored to 20°C after D.C. bias plus rated ripple current is applied for 10000 hours (8000 hours for φD=10) at 105°C, the peak voltage shall not exceed the rated voltage.</p> <table border="1"> <tr> <td>Capacitance change</td> <td>Within ±20% of the initial capacitance value</td> </tr> <tr> <td>tan δ</td> <td>200% or less than the initial specified value</td> </tr> <tr> <td>Leakage current</td> <td>Less than or equal to the initial specified value</td> </tr> </table>	Capacitance change	Within ±20% of the initial capacitance value	tan δ	200% or less than the initial specified value	Leakage current	Less than or equal to the initial specified value												
Capacitance change	Within ±20% of the initial capacitance value																		
tan δ	200% or less than the initial specified value																		
Leakage current	Less than or equal to the initial specified value																		
Shelf Life	After storing the capacitors under no load at 105°C for 1000 hours and then performing voltage treatment based on JIS C 5101-4 clause 4.1 at 20°C, they shall meet the specified values for the endurance characteristics listed above.																		
Marking	Printed with white color letter on dark brown sleeve.																		

Radial Lead Type

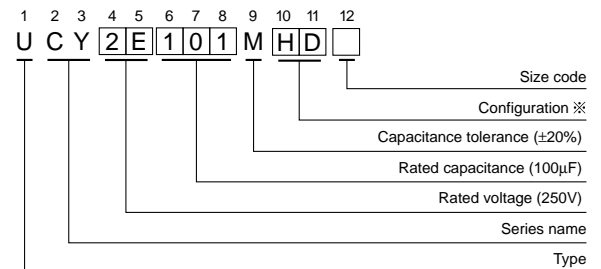


	(mm)			
φD	10	12.5	16	18
P	5.0	5.0	7.5	7.5
φd	0.6	0.6 ¹⁾	0.8	0.8

※ In case L > 25 for the φ12.5 dia. unit, lead dia. φd = 0.8mm.

- Please refer to page 20 about the end seal configuration.

Type numbering system (Example : 250V 100µF)



※ Configuration

φ D	Pb-free leadwire Pb-free PET sleeve
10	PD
12.5 to 18	HD

Please refer to page 20, 21, 22 about the formed or taped product spec.
Please refer to page 4 for the minimum order quantity.

- Dimension table in next page.

■ Dimensions

Cap	V Code	160		200		250		350		400	
		2C		2D		2E		2V		2G	
6.8	6R8									10 × 16	140
10	100									10 × 16	150
12	120							10 × 16	160	10 × 20	175
15	150							10 × 20	180	10 × 20	180
18	180							10 × 20	215	10 × 25	235
22	220			10 × 16	225	10 × 16	225	10 × 25 ● 12.5 × 20	255 325	10 × 31.5	275
27	270			10 × 16	235	10 × 20	255	10 × 31.5	305	12.5 × 20	360
33	330	10 × 16	260	10 × 20	305	10 × 20 ● 12.5 × 20	305 400	12.5 × 20 ● 16 × 20	380 450	12.5 × 25 ● 16 × 20	385 450
39	390	10 × 16	295	10 × 20	325	10 × 25	345	12.5 × 25	455	12.5 × 31.5	465
47	470	10 × 20	375	10 × 20 ● 12.5 × 20	360 490	10 × 31.5 ● 12.5 × 20	405 490	12.5 × 25 ● 16 × 20	510 540	16 × 20 ● 18 × 20	520 590
56	560	10 × 20	380	10 × 25	415	12.5 × 20	515	12.5 × 31.5 ▲ 16 × 20	590 565	12.5 × 35.5 ● 18 × 20 ▲ 16 × 25	630 600 585
68	680	10 × 25 ● 12.5 × 20	455 590	10 × 31.5 ● 12.5 × 20	485 650	12.5 × 25 ● 16 × 20	615 650	12.5 × 35.5 ▲ 18 × 20 ● 16 × 25	695 660 700	12.5 × 40 ● 18 × 25	720 735
82	820	10 × 31.5 ● 12.5 × 20	534 640	12.5 × 25 ● 16 × 20	645 690	12.5 × 31.5 ● 16 × 20	715 690	16 × 31.5 ● 18 × 25 ▲ 12.5 × 40	740 765 785	16 × 31.5 ● 18 × 25	805 765
100	101	12.5 × 20	645	12.5 × 25 ● 16 × 20	695 710	16 × 20 ▲ 12.5 × 35.5	715 785	16 × 31.5 ● 18 × 25	825 790	16 × 35.5 ▲ 18 × 31.5	850 875
120	121	12.5 × 25	760	16 × 20 ▲ 12.5 × 31.5	775 810	16 × 25 ▲ 18 × 20 ● 12.5 × 40	845 815 890	16 × 35.5 ▲ 18 × 31.5	925 940	18 × 31.5	940
150	151	12.5 × 31.5 ● 16 × 20	905 945	12.5 × 35.5 ▲ 18 × 20 ● 16 × 25	965 910 945	18 × 25	970	18 × 35.5	1080	18 × 40	1030
180	181	16 × 20 ▲ 12.5 × 35.5	1000 1050	12.5 × 40 ▲ 16 × 25	1090 1035	16 × 31.5 ▲ 18 × 25	1110 1050	18 × 40	1205	18 × 46	1110
220	221	12.5 × 40 ▲ 18 × 20 ● 16 × 25	1200 1105 1185	16 × 31.5 ● 18 × 25	1230 1185	16 × 40	1295				
270	271	18 × 25	1235	16 × 35.5 ▲ 18 × 31.5	1400 1410	18 × 35.5	1450				
330	331	16 × 31.5 ▲ 18 × 25	1510 1445	16 × 40 ▲ 18 × 31.5	1595 1560	18 × 46	1600				
390	391	16 × 40 ▲ 18 × 31.5	1730 1695	18 × 40	1780						
470	471	18 × 35.5	1920							Case size φD × L (mm)	※
560	561	18 × 40	2130								

● Frequency coefficient of rated ripple current

Frequency	50Hz	120Hz	1kHz	10kHz	100kHz to more
Coefficient	0.80	1.00	1.60	1.80	2.00

※: Rated ripple current (mA rms) at 105°C 120Hz

▲: In this case, [6] will be put at 12th digit of type numbering system.

●: In this case, [3] will be put at 12th digit of type numbering system.