


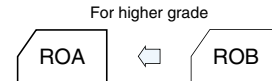
CERAFINE series Fine ceramic adopted electrolytic capacitor for audio

- This reproduces very clear sound with real concert-hall presence by depressing the generation of electrical noise due to external vibration.
- As the charging and discharging speed between the oxidized film of anode and field surface of electrolyte and the variation of potential due to unevenness of fibers of separating paper sheets are improved by the electro-chemical action of super fine particle ceramic, this product realize high grade audio tone with excellent sound resolution power, good rise in the low-pitched sound region and no distortion in the medium and high-pitched sound region.
- For bipolar capacitors, consult with us.



Standard Capacitors for Audio(Cerafine) Series ROA

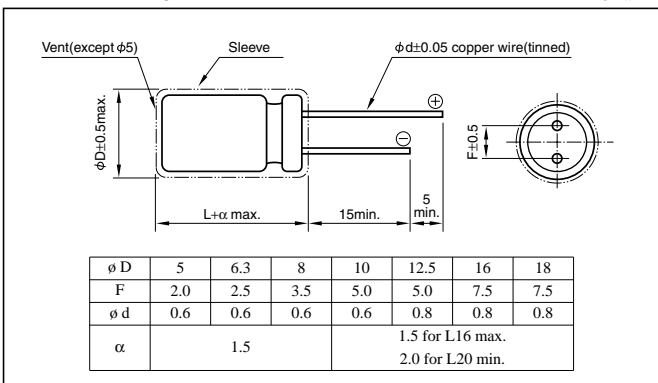
- All lead wires oxygen-free copper for extremely low distortion. (Third high frequency distortion 10kHz,0.1A,-120dB or less)
- Vinyl sleeve is of red finish gold "Cerafine" mark.



Specifications

Item	Performance	
Category temperature range (°C)	-40 to +85	
Tolerance at rated capacitance (%)	±20 (20°C,120Hz)	
Leakage current (µA)	Less than 0.01CV or 3 whichever is larger (after 5 minutes) C: Rated capacitance(µF); V: Rated voltage(V) (20°C)	
Tangent of loss angle (tanδ)	Rated voltage (V)	6.3 10 16 25 35 50 63 100
	tanδ (max.)	0.23 0.20 0.16 0.16 0.14 0.12 0.12 0.12
0.02 is added to every 1000µF increase over 1000µF (20°C,120Hz)		
Endurance (85°C) (Applied ripple current)	Test time	1000 hours
	Leakage current	The initial specified value or less
	Percentage of capacitance change	Within ±20% of initial value
	Tangent of the loss angle	150% or less of the initial specified value
Shelf life (85°C)	Test time : 1000 hours. Other have same as endurance. Voltage application treatment	
Applicable standards	JIS C5101-1, -4 1998 (IEC 60384-1 1992, -4 1985)	

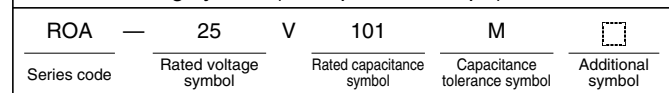
Outline Drawing



Coefficient of Frequency for Rated Ripple Current

Rated voltage(V)	Frequency(Hz) CV(µFxWV)	50 · 60	120	1k	10k	100k
		6.3 to 16	All CV value	0.8	1	1.1
25 to 35	≤ 1000	0.8	1	1.5	1.7	1.7
	1000 <	0.8	1	1.2	1.3	1.3
50 to 100	≤ 1000	0.8	1	1.6	1.9	1.9
	1000 <	0.8	1	1.2	1.3	1.3

Part numbering system (example: 25V100µF)



Standard Ratings

Rated capacitance(µF)	6.3		10		16		25		35		50		63		100	
	Case	Rated ripple current	Case	Rated ripple current	Case	Rated ripple current	Case	Rated ripple current	Case	Rated ripple current	Case	Rated ripple current	Case	Rated ripple current	Case	Rated ripple current
Item	φ DxL(mm)	mArms	φ DxL(mm)	mArms	φ DxL(mm)	mArms	φ DxL(mm)	mArms	φ DxL(mm)	mArms	φ DxL(mm)	mArms	φ DxL(mm)	mArms	φ DxL(mm)	mArms
0.47	—	—	—	—	—	—	—	—	—	—	5x11	9	—	—	5x11	9
1	—	—	—	—	—	—	—	—	—	—	5x11	14	—	—	5x11	14
2.2	—	—	—	—	—	—	—	—	—	—	5x11	20	5x11	20	6.3x11	20
3.3	—	—	—	—	—	—	—	—	—	—	5x11	25	5x11	25	8x11.5	30
4.7	—	—	—	—	—	—	5x11	25	5x11	25	6.3x11	35	6.3x11	35	8x11.5	40
10	—	—	—	—	5x11	35	5x11	35	6.3x11	45	6.3x11	50	8x11.5	60	10x12.5	70
22	—	—	5x11	50	6.3x11	65	6.3x11	65	8x11.5	80	10x12.5	105	10x12.5	105	10x20	125
33	5x11	55	6.3x11	70	6.3x11	80	8x11.5	95	10x12.5	120	10x12.5	130	10x16	140	12.5x20	175
47	6.3x11	80	6.3x11	85	8x11.5	110	8x11.5	110	10x12.5	140	10x16	170	10x20	185	12.5x25	230
100	8x11.5	135	8x11.5	145	10x12.5	195	10x16	215	10x20	250	12.5x20	310	12.5x20	310	16x25	395
220	10x12.5	240	10x12.5	260	10x16	320	10x20	350	12.5x25	465	16x25	585	16x31.5	640	18x40	760
330	10x12.5	290	10x16	350	10x20	425	12.5x20	490	16x25	665	16x31.5	785	16x35.5	825	—	—
470	10x16	390	10x20	455	12.5x20	585	12.5x25	640	16x25	795	16x35.5	985	18x35.5	1050	—	—
1000	12.5x20	710	12.5x25	835	16x25	1080	16x31.5	1180	18x35.5	1430	—	—	—	—	—	—
2200	16x25	1280	16x31.5	1500	18x35.5	1870	—	—	—	—	—	—	—	—	—	—
3300	16x31.5	1660	18x35.5	1980	—	—	—	—	—	—	—	—	—	—	—	—
4700	16x35.5	2000	—	—	—	—	—	—	—	—	—	—	—	—	—	—
6800	18x40	2550	—	—	—	—	—	—	—	—	—	—	—	—	—	—

(Note) Rated ripple current : 85°C, 120Hz