


# F95 Audio Series

## Conformal Coated Chip Optimized for Audio Applications



### FEATURES

- Compliant to the RoHS3 directive 2015/863/EU
- Rich Sound in the Bass Register and Clear Sound
- Materials are Strictly Selected to Achieve High Level Sound
- F95 Series has No Lead-Frame and No Vibration Factor
- Low ESR, Low ESL
- 100% Surge Current Tested
- Line Up Miniature Size and High Capacitance, Necessary to Mobile Design
- SMD Conformal
- Small and High CV



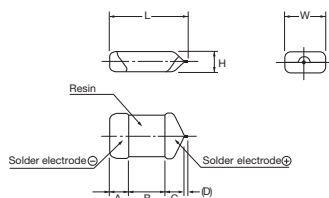
LEAD-FREE  
LEAD-FREE COMPATIBLE  
COMPONENT



RoHS  
COMPLIANT

### APPLICATIONS

- Mobile Audio Player
- Smartphone
- Mobile Phone
- Wireless Microphone System



Single-side electrodes  
(Both electrodes at bottom side only)

### CASE DIMENSIONS:

millimeters (inches)

Code	EIA Code	EIA Metric	L	W	H	A	B	C	D*
B	1411	3528-20	3.50±0.20 (0.138±0.008)	2.80±0.20 (0.110±0.008)	1.80±0.20 (0.071±0.008)	0.80±0.30 (0.031±0.012)	1.20±0.30 (0.047±0.012)	1.10±0.30 (0.043±0.012)	0.20 (0.008)
S	1306	3216-12	3.20±0.30 (0.126±0.012)	1.60±0.30 (0.063±0.012)	1.00±0.20 (0.039±0.008)	0.80±0.30 (0.031±0.012)	1.20±0.30 (0.047±0.012)	0.80±0.30 (0.031±0.012)	0.20 (0.008)
T	1411	3527-12	3.50±0.20 (0.138±0.008)	2.70±0.20 (0.106±0.008)	1.00±0.20 (0.039±0.008)	0.80±0.20 (0.031±0.008)	1.20±0.20 (0.047±0.008)	1.10±0.20 (0.043±0.012)	0.20 (0.008)

\*D dimension only for reference

### MARKING

#### S CASE

#### B, T CASE



Capacitance Code



Capacitance Code

μF	68	100	150	220	330	470	680
code	W7	A8	E8	J8	N8	S8	W8

### HOW TO ORDER

F95

Type

0G

Rated Voltage

227

Capacitance Code  
pF code: 1st two digits represent significant figures, 3rd digit represents multiplier (number of zeros to follow)

M

Tolerance  
K=±10%  
M=±20%

S

Case Size  
See table above

□

Packaging  
See Tape & Reel Packaging Section

AM1

AUDIO Series Code

Q2

Single Face Electrode

### TECHNICAL SPECIFICATIONS

Category Temperature Range:	-55 to +125°C
Rated Temperature:	+85°C
Capacitance Tolerance:	±20%, ±10% at 120Hz
Dissipation Factor:	Refer to next page
ESR 100kHz:	Refer to next page
Leakage Current:	Refer to next page Provided that: After 1 minute's application of rated voltage, leakage current at 85°C 10 times or less than 20°C specified value. After 1 minute's application of rated voltage, leakage current at 125°C 12.5 times or less than 20°C specified value.
Capacitance Change By Temperature	+15% Max. at +125°C +10% Max. at +85°C -10% Max. at -55°C

# F95 Audio Series

## Conformal Coated Chip Optimized for Audio Applications

### CAPACITANCE AND RATED VOLTAGE RANGE (LETTER DENOTES CASE SIZE)

Capacitance		Rated Voltage		
μF	Code	4V (0G)	6.3V (0J)	10V (1A)
68	686	S	S	B
100	107	S	S/T	B
150	157	S		
220	227	S/T	B	
330	337	T	B	
470	477	B		
680	687			

Released ratings

Please contact to your local KYOCERA AVX sales office when these series are being designed in your application.

### RATINGS & PART NUMBER REFERENCE

Part Number	Case Size	Capacitance (μF)	Rated Voltage (V)	DCL (μA)	DF @ 120Hz (%)	ESR @ 100kHz (Ω)	100kHz RMS Current (mA)			*1 ΔC/C (%)	MSL
							25°C	85°C	125°C		
<b>4 Volt</b>											
F950G686#SAAM1Q2	S	68	4	2.7	10	0.8	274	246	110	*	3
F950G107#SAAM1Q2	S	100	4	4.0	14	0.8	274	246	110	*	3
F950G157#SAAM1Q2	S	150	4	6.0	22	0.8	274	246	110	±15	3
F950G227#SAAM1Q2	S	220	4	8.8	30	0.8	274	246	110	±15	3
F950G227#TAAM1Q2	T	220	4	8.8	25	0.6	365	329	146	*	3
F950G337#TAAM1Q2	T	330	4	13.2	40	0.8	316	285	126	±20	3
F950G477#BAAM1Q2	B	470	4	18.8	40	0.4	461	415	184	±20	3
<b>6.3 Volt</b>											
F950J686#SAAM1Q2	S	68	6.3	4.3	14	0.9	258	232	103	*	3
F950J107#SAAM1Q2	S	100	6.3	6.3	20	0.9	258	232	103	±15	3
F950J107#TAAM1Q2	T	100	6.3	6.3	14	0.6	365	329	146	*	3
F950J227#BAAM1Q2	B	220	6.3	13.9	30	0.4	461	415	184	*	3
F950J337#BAAM1Q2	B	330	6.3	20.8	35	0.6	376	339	151	±20	3
<b>10 Volt</b>											
F951A686#BAAM1Q2	B	68	10	6.8	12	0.4	461	415	184	*	3
F951A107#BAAM1Q2	B	100	10	10.0	14	0.4	461	415	184	*	3

\*1: ΔC/C Marked "\*\*"

#: "M" for ±20% tolerance, "K" for ± 10% tolerance.  
Moisture Sensitivity Level (MSL) is defined according to J-STD-020.

Item	All Case (%)
Damp Heat	±10
Temperature cycles	±5
Resistance soldering heat	±5
Surge	±5
Endurance	±10

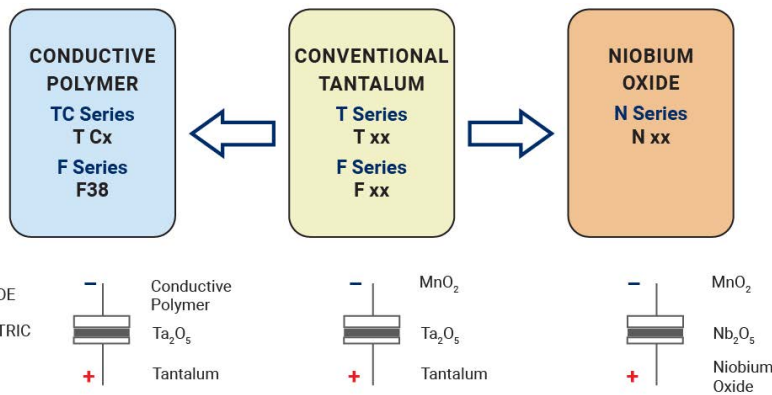
# F95 Audio Series

## Conformal Coated Chip Optimized for Audio Applications

### QUALIFICATION TABLE

TEST	Audio F95 series (Temperature range -55°C to +125°C)	
	Condition	
<b>Damp Heat (Steady State)</b>	At 40°C, 90 to 95% R.H., 500 hours (No voltage applied) Capacitance Change ..... Refer to the table above (*1) Dissipation Factor ..... Initial specified value or less Leakage Current ..... Initial specified value or less	
<b>Temperature Cycles</b>	At -55°C / +125°C, 30 minutes each, 5 cycles Capacitance Change ..... Refer to the table above (*1) Dissipation Factor ..... Initial specified value or less Leakage Current ..... Initial specified value or less	
<b>Resistance to Soldering Heat</b>	10 seconds reflow at 260°C, 5 seconds immersion at 260°C. Capacitance Change ..... Refer to the table above (*1) Dissipation Factor ..... Initial specified value or less Leakage Current ..... Initial specified value or less	
<b>Surge</b>	After application of surge voltage in series with a 33Ω resistor at the rate of 30 seconds ON, 30 seconds OFF, for 1000 successive test cycles at 85°C, capacitors shall meet the characteristic requirements in the table above. Capacitance Change ..... Refer to the table above (*1) Dissipation Factor ..... Initial specified value or less Leakage Current ..... Initial specified value or less	
<b>Endurance</b>	After 2000 hours' application of rated voltage 85°C, capacitors shall meet the characteristic requirements in the table above. Capacitance Change ..... Refer to the table above (*1) Dissipation Factor ..... Initial specified value or less Leakage Current ..... Initial specified value or less	
<b>Shear Test</b>	After applying the pressure load of 5N for 10±1 seconds horizontally to the center of capacitor side body which has no electrode and has been soldered beforehand on a substrate, there shall be found neither exfoliation nor its sign at the terminal electrode.	
<b>Terminal Strength</b>	Keeping a capacitor surface-mounted on a substrate upside down and supporting the substrate at both of the opposite bottom points 45mm apart from the center of capacitor, the pressure strength is applied with a specified jig at the center of substrate so that the substrate may bend by 1mm as illustrated. Then, there shall be found no remarkable abnormality on the capacitor terminals.	

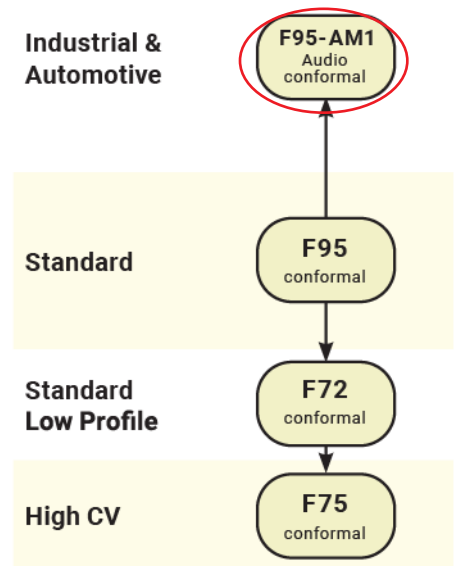
### SOLID ELECTROLYTIC CAPACITOR ROADMAP



### FIVE CAPACITOR CONSTRUCTION STYLES



### SERIES LINE UP : CONVENTIONAL SMD MnO<sub>2</sub>



# Mouser Electronics

Authorized Distributor

Click to View Pricing, Inventory, Delivery & Lifecycle Information:

## KYOCERA AVX:

[F951A106MPAAQ2](#) [F951C226MQAAQ2](#) [F951D106KSAAQ2](#) [F951C226MAAAQ2](#) [F950G107MSAAQ2](#)  
[F950G227MTAAQ2](#) [F951D225MPAAQ2](#) [F951E225MPAAQ2](#) [F950G157MPAAQ2](#) [F950J107MTAAM1Q](#)  
[F950J107MTAAM1Q2](#) [F951C106MQAAQ2](#) [F950J476MPAAQ2](#) [F950G337MAAAQ2](#) [F950G337MBAAQ2](#)  
[F950J686MSAAM1Q](#) [F951A686MBAAM1Q2](#) [F951C106MAAAQ2](#) [F950G227MTAAM1Q](#) [F951E475KQAAQ2](#)  
[F950G107MAAAQ2](#) [F951A476MBAAQ2](#) [F951A107MBAAM1Q2](#) [F951D106MSAAQ2](#) [F951C156MAAAQ2](#)  
[F951C475MPAAQ2](#) [F950G157MSAAM1Q2](#) [F950G157MBAAQ2](#) [F951A336MSAAQ2](#) [F951A226KQAAQ2](#)  
[F950J107MAAAM1Q2](#) [F950J686MAAAM1Q](#) [F950J336MPAAQ2](#) [F951D106KBAAQ2](#) [F950G227MBAAQ2](#)  
[F950G157MSAAM1Q](#) [F951C156KAAQ2](#) [F951A106MRAAQ2](#) [F950G107MPAAQ2](#) [F950J227MBAAM1Q2](#)  
[F951A226MPAAQ2](#) [F950J107MPAAQ2](#) [F951A336MAAAQ2](#) [F950J686MAAAM1Q2](#) [F951A107MBAAM1Q](#)  
[F950G227KBAAQ2](#) [F951E475KAAQ2](#) [F951A226KAAQ2](#) [F950G337MTAAM1Q2](#) [F950J107MTAAQ2](#)  
[F950J227MBAAQ2](#) [F951D106MBAAQ2](#) [F950G227MAAAM1Q2](#) [F951D106KAAQ2](#) [F951E106MAAAQ2](#)  
[F951C156MSAAQ2](#) [F951A336MPAAQ2](#) [F951A476MSAAQ2](#) [F951E475MSAAQ2](#) [F950J107MAAAQ2](#)  
[F951C336MBAAQ2](#) [F950G337KAAQ2](#) [F951A226MAAAQ2](#) [F950G337MTAAM1Q](#) [F951E106KAAQ2](#)  
[F950G227MSAAQ2](#) [F951E225MRAAQ2](#) [F951V105MPAAQ2](#) [F951D106MAAAQ2](#) [F951D475MAAAQ2](#)  
[F951C336MTAAQ2](#) [F950G686MSAAM1Q](#) [F950J226MRAAQ2](#) [F950G227KTAAQ2](#) [F951A226MQAAQ2](#)  
[F951A226MSAAQ2](#) [F950G477MBAAQ2](#) [F951A107MTAAQ2](#) [F950J227MBAAM1Q](#) [F951C226KAAQ2](#)  
[F951C106MSAAQ2](#) [F951A107KAAQ2](#) [F950G686MSAAM1Q2](#) [F951V475MBAAQ2](#) [F950G107MSAAM1Q](#)  
[F951C226MBAAQ2](#) [F951A336MQAAQ2](#) [F951V105MSAAQ2](#) [F950J107KQAAQ2](#) [F951A476MTAAQ2](#)  
[F950G337MBAAM1Q2](#) [F950J686MPAAQ2](#) [F950G477KBAAQ2](#) [F951V475KBAAQ2](#) [F951E105MRAAQ2](#)  
[F950G227MAAAQ2](#) [F950G337MBAAM1Q](#) [F950G227MQAAQ2](#) [F950G337MTAAQ2](#) [F951A107MBAAQ2](#)